

CITY OF REPUBLIC CITIZEN SURVEY 2018



OPINION RESEARCH SPECIALISTS, LLC

SPRINGFIELD, MISSOURI

(417) 889-4506

CITY OF REPUBLIC 2018 CITIZEN SURVEY

Prepared for

The City of Republic
Republic, Missouri

Prepared by

Opinion Research Specialists, LLC
Springfield, Missouri
(417) 889-4506

June 21, 2018

TABLE OF CONTENTS

	<u>Page</u>
Executive Summary.....	1
Introduction and Methodology	4
Survey Respondent Profile.....	5
SURVEY RESULTS	6
Republic Quality of Life Factors.....	7
Rating City Characteristics	8
Desirability of Republic as a Place to Live	9
Frequency of Travel to Springfield	9
Neighborhood Problems	10
Perceptions of Safety from Neighborhood Crime	11
Rating Republic City Government.....	12
City Information Sources	13
Satisfaction with Republic City Services	14
Level of Interest in New Projects by Parks & Recreation Department	15
Impressions of Republic City Employees	17
What Residents Like Most About Living in Republic.....	18
Aspects of Republic Residents Would Like to See Changed or Improved.....	20
APPENDICES	22
Demographic Analysis	48
Questionnaire	63

EXECUTIVE SUMMARY

Results from the 2018 City of Republic Citizen Survey are based on 1,065 completed questionnaires of Republic residents conducted during April/May of 2018. Overall findings have a +/- 3% margin of error at the 95% confidence interval.

The survey was designed, administered, and analyzed by **Opinion Research Specialists, LLC** of Springfield, Missouri with input from Republic city officials. Survey findings are summarized below.

Republic Quality of Life Factors

- The quality of life factors which received the highest positive ratings were Republic as a place to raise children (94%), their neighborhood as a place to live (87%), and the quality of the public schools (83%).
- Republic as a place to retire, availability of affordable housing, and Republic's overall appearance/attractiveness were each evaluated favorably by 70% to 74% of those surveyed.
- The quality of life factors with the lowest positive ratings were Republic as a place to work (46%) and the cost of water/sewer services (40%). Notably, 35% of respondents gave a negative rating to the cost of water/sewer services.
- 91% of residents rated their overall quality of life in Republic as either "good" or "very good."

Rating City Characteristics

- Republic's overall image/reputation (77%), availability of paths/walking trails (71%), and the overall quality of local business and service establishments (66%) were the highest rated city characteristics.
- City characteristics receiving the lowest positive evaluations were the availability and diversity of places to eat out (40%), availability and diversity of places to shop (35%), and recreational/entertainment opportunities (29%).

Desirability of Republic as a Place to Live

- Approximately 60% of respondents said Republic had become a more desirable place to live over the past five years, while 33% thought it had stayed about the same, and 6% believed it had become less desirable.

Frequency of Travel to Springfield

- Nearly 50% of respondents travelled to Springfield on a daily basis to work, shop, eat out, and/or for recreation/entertainment. About 40% did so on a weekly basis.

Neighborhood Problems

- Speeding was identified as the top neighborhood concern, cited by 61% of respondents as either a “major” problem (17%) or “minor” problem (44%). Unmowed, weedy lots, junky yards and porches were mentioned by 51% of respondents as a problem in their neighborhood, followed by noisy animals (42%).

Perceptions of Safety from Neighborhood Crime

- The vast majority of respondents felt safe from violent crimes (93%) and property crimes (73%) in their neighborhood, while 66% felt safe when walking alone at night.

Rating Republic City Government

- More than 70% of respondents gave positive ratings to Republic city government for efficient service delivery and being responsive to citizens. More than 60% evaluated the City favorably with respect to managing growth/development and working through critical issues.

City Information Sources

- Utility bill inserts/announcements (76%) and social media (62%) were the two most frequently used sources for information about Republic city government.
- City website, local TV newscasts/radio, public signs, and community events were used by 35% to 44% of respondents. Less than 20% relied on local newspapers, city staff, or public meetings for Republic city government information.

Satisfaction with Republic City Services

- Overall, 76% of respondents were satisfied with Republic city services. Citizens were most satisfied with city fire department services and city parks (90% were satisfied), followed by police services (83%) and traffic enforcement (72%).
- Between 58% and 66% of respondents were satisfied with each of the following four city services: nuisance compliance, planning and zoning, street repair/maintenance, and utility billing customer service.
- Snow removal was the lowest rated city service (48% satisfied).

Level of Interest in New Projects by Parks & Recreation Department

- Of the four new projects being considered by the Parks & Recreation Department, new recreational trails garnered the most interest with nearly 60% of respondents being “very” interested. Approximately 45% of respondents were “very” interested in expanding the Community Center and the Aquatic Center.
- Interest in new athletic complexes was evenly split among respondents with 33% very interested, 34% somewhat interested, and 33% not interested.

Impressions of Republic City Employees

- 67% of respondents reported having contact with a city employee during the past 12 months. Of those, the vast majority (85% or higher) had positive impressions of city employees with respect to courteousness, knowledge, willingness to help, and overall impression.

What Residents Like Most About Living in Republic

- Republic’s physical environment and geographic location along with its small town atmosphere and friendly people were the aspects liked most about living in Republic.

Suggestions for Change or Improvement

- The aspects residents most wanted to see changed or improved were entertainment/recreational opportunities, city services, the physical environment, and traffic issues.

INTRODUCTION

The 2018 Republic Citizen Survey was commissioned by the City of Republic. The survey was designed, administered, and analyzed by **Opinion Research Specialists, LLC** of Springfield, Missouri with input from the City of Republic.

SURVEY DESIGN AND METHODOLOGY

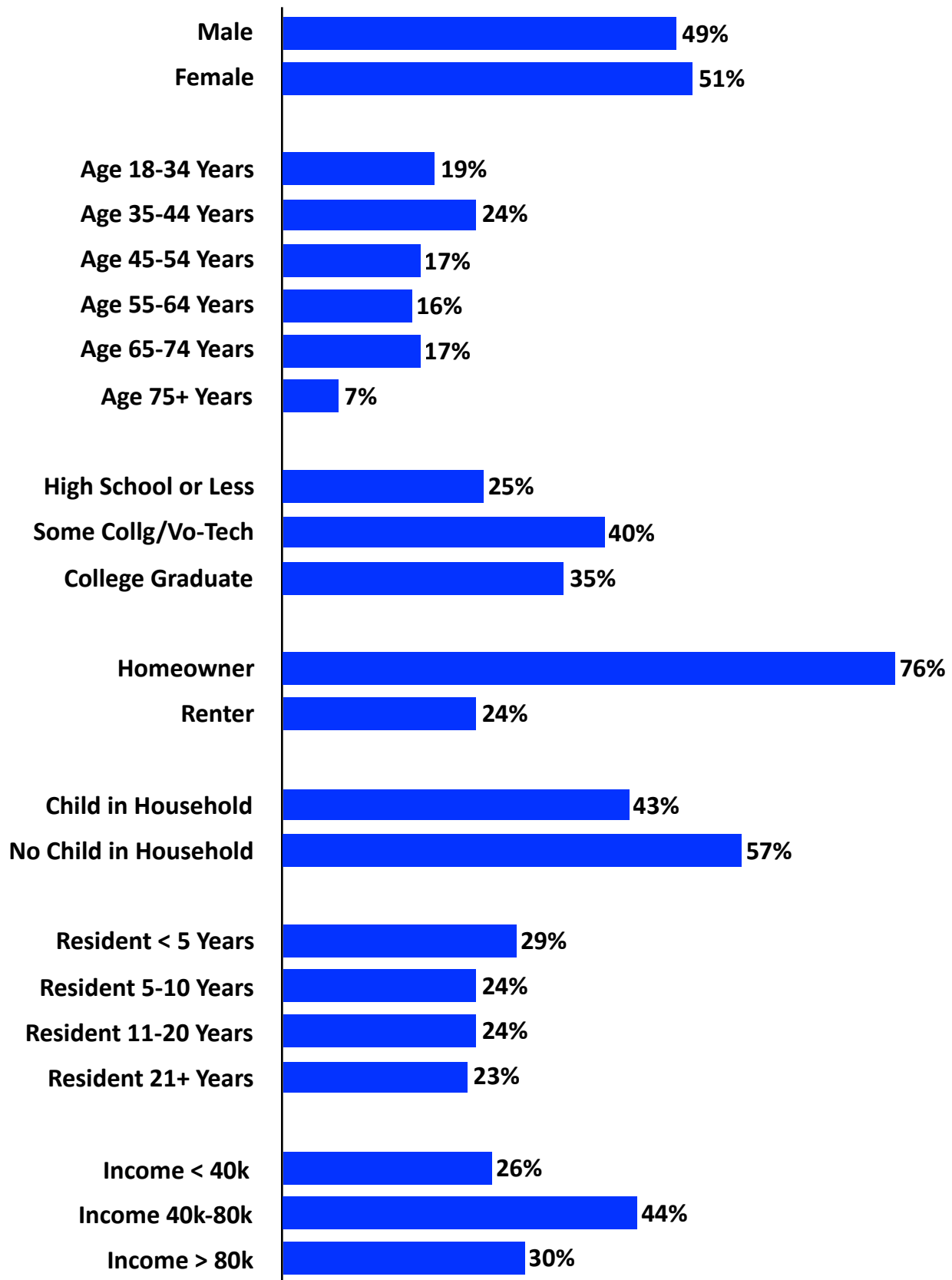
Survey results are based on a representative sample of 1,065 residents of the City of Republic. A six-page questionnaire was mailed on April 25 to 3,000 randomly selected households in Republic. Residents were asked to return their completed questionnaires by May 12 in the postage-paid, self-addressed envelope provided. Residents were also given the option of completing the survey online instead of by mail. A total of 1,065 completed questionnaires were returned (570 by mail and 495 online). Assuming a 95% mail delivery rate, the survey response rate was 37.4%.

INTERPRETATION OF DATA

Overall survey results, based on 1,065 completed questionnaires, have a margin of error of approximately +/- 3% at the 95% confidence interval. For example, if a response listed in the report is 60% one can be 95% confident that the “true” percentage, that which would have been attained if every adult citizen in Republic had participated in the survey, is between 57% and 63%. Margin of error increases when subsets of the total sample are analyzed (e.g., male versus female respondents).

Statistical weighting of sample data was conducted to ensure a representative sample and to maximize the external validity of survey findings.

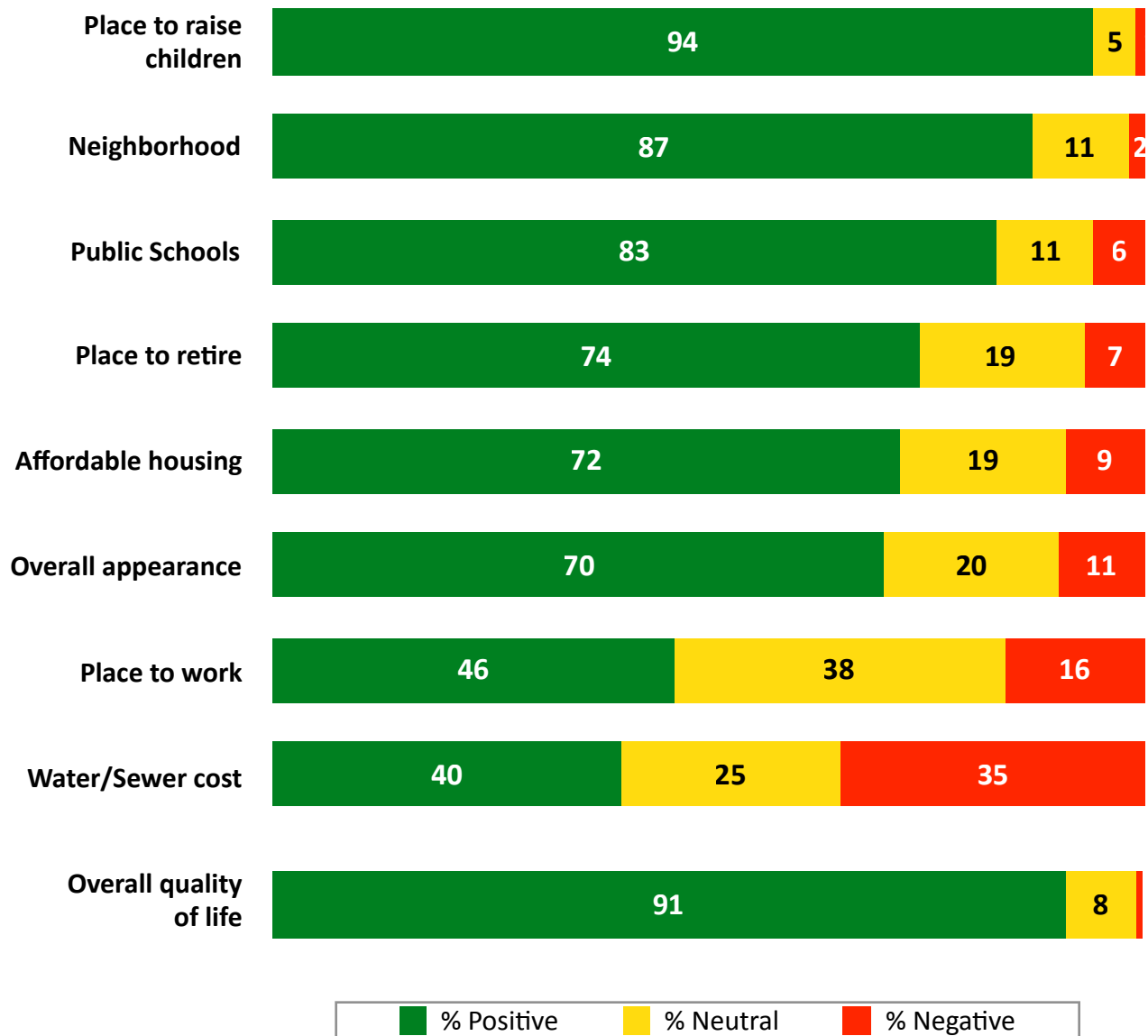
SURVEY RESPONDENT PROFILE



Survey Results

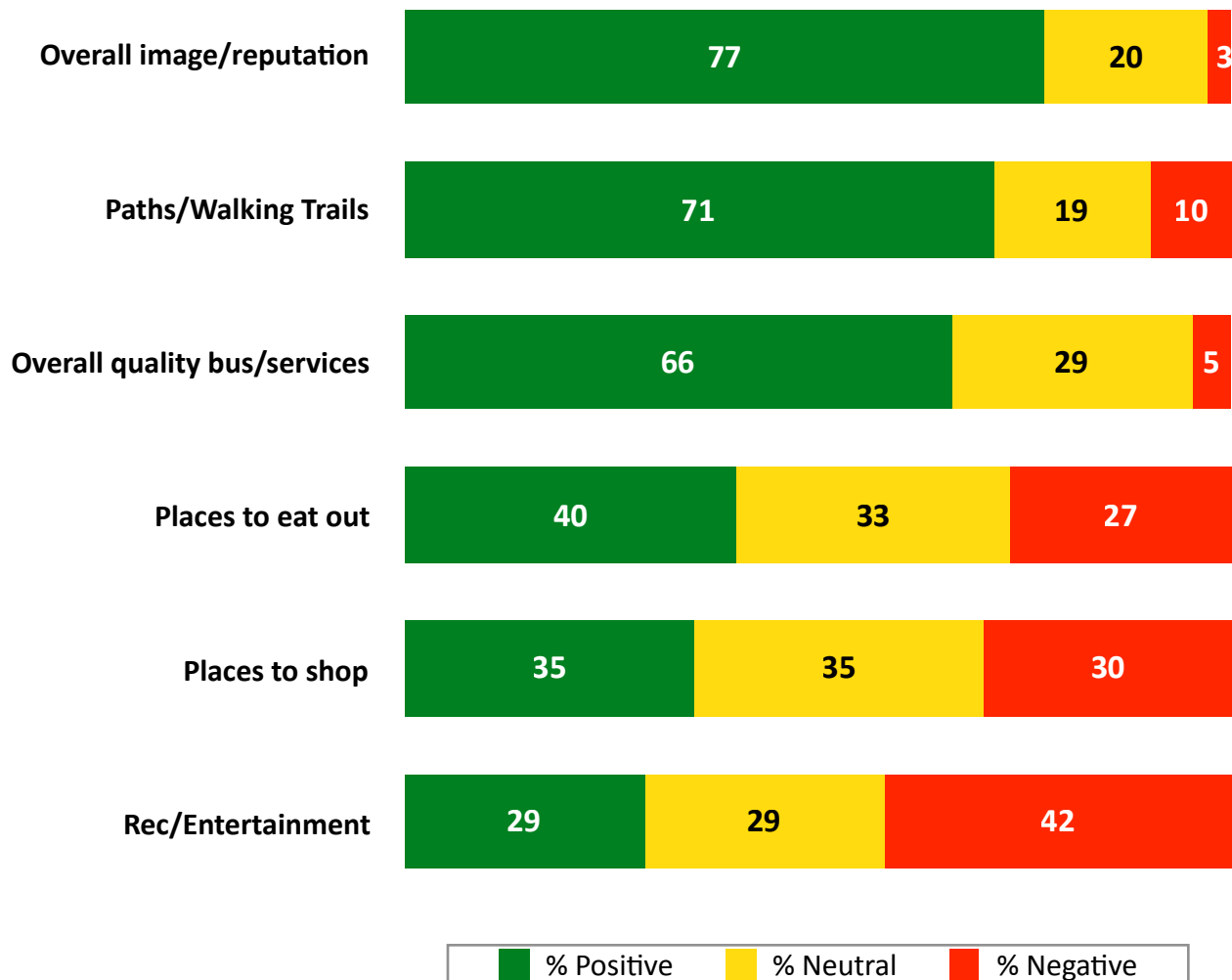
Republic Quality of Life Factors

Republic residents gave high ratings to Republic as a place to raise children, their neighborhood as a place to live, and the quality of the public schools (each receiving positive ratings by more than 80% of respondents). Other quality of life factors rated favorably by at least 70% of respondents were Republic as a place to retire, the availability of affordable housing, and the overall appearance and attractiveness of Republic. The lowest rated factors were Republic as a place to work and the cost of water/sewer services (positive ratings were less than 50%). Notably, 91% of respondents gave a positive rating to their *overall quality of life* in Republic.



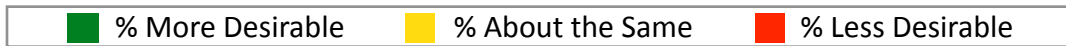
Rating City Characteristics

When asked to evaluate Republic on each of six community characteristics, more than 70% of residents rated Republic’s overall image/reputation and the availability of paths and walking trails as either good or very good. Similarly, 66% rated Republic favorably with respect to the overall quality of its business and service establishments. The lowest rated city characteristics were the availability and diversity of places to eat out (40%), the availability and diversity of places to shop (35%), and recreational/entertainment opportunities (29%). Notably, a large plurality of residents (42%) viewed Republic’s recreational and entertainment opportunities in a negative light.



Desirability of Republic as a Place to Live

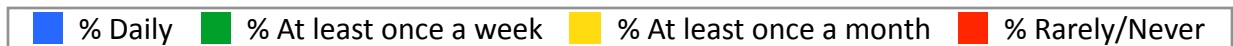
By a 10-1 margin, respondents said Republic had become a more desirable place to live over the past five years as opposed to a less desirable place (61% v. 6%, respectively). One-third of respondents thought it had stayed about the same.



Demographic Analysis: Younger respondents (18-34 years old) were the demographic subgroup most likely to say Republic had become a more desirable place to live over the past five years (73%), while long-time residents (> 20 years) were the least likely (48%).

Frequency of Travel to Springfield

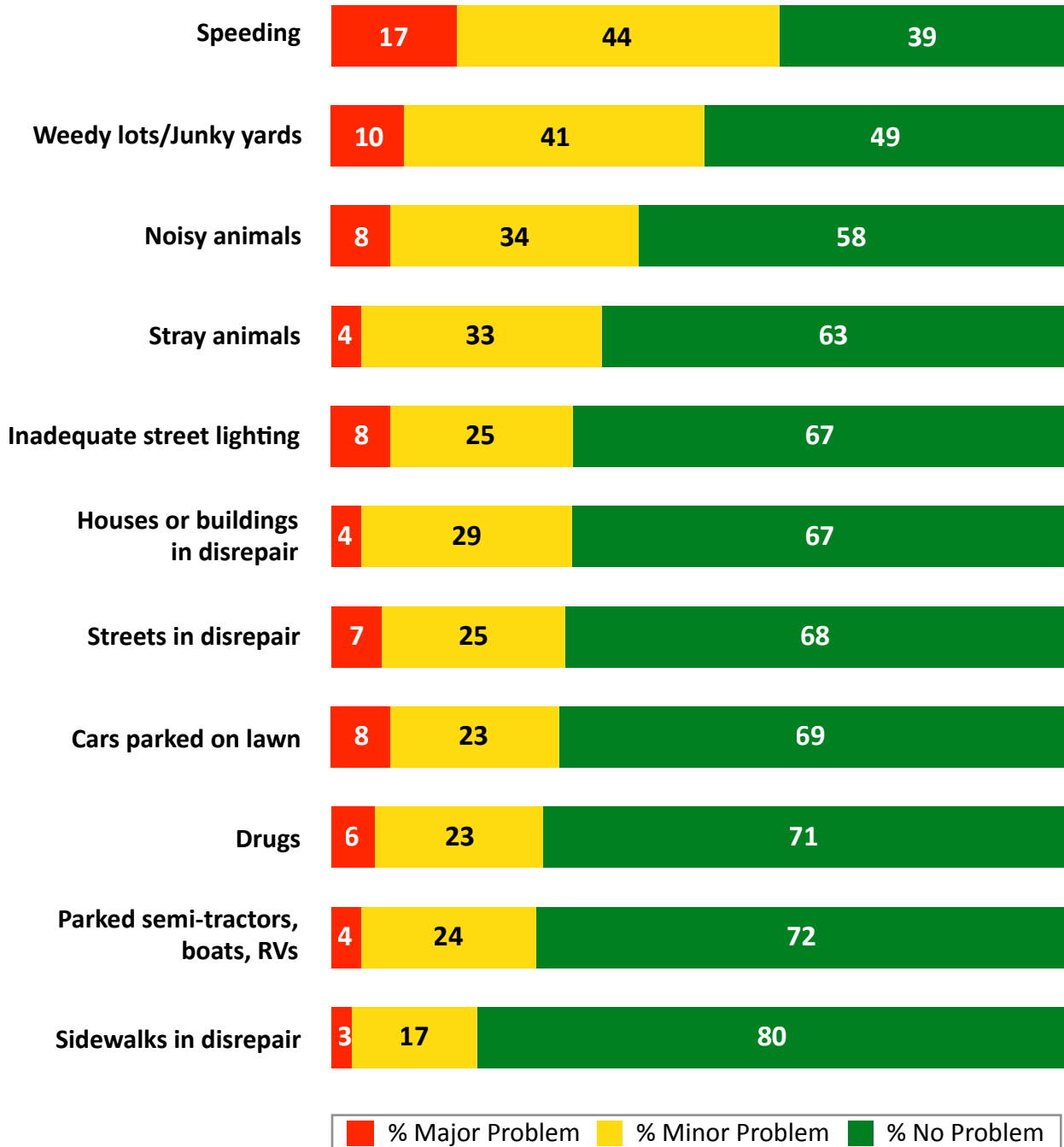
Nearly 50% of respondents said they travelled to Springfield on a daily basis to work, shop, eat out, and/or for recreation/entertainment. About 40% did so on a weekly basis.



Demographic Analysis: Respondents most likely to travel to Springfield on a daily basis were less than 45 years old, had children in the household, were college graduates, and had household incomes in excess of \$80,000 per year.

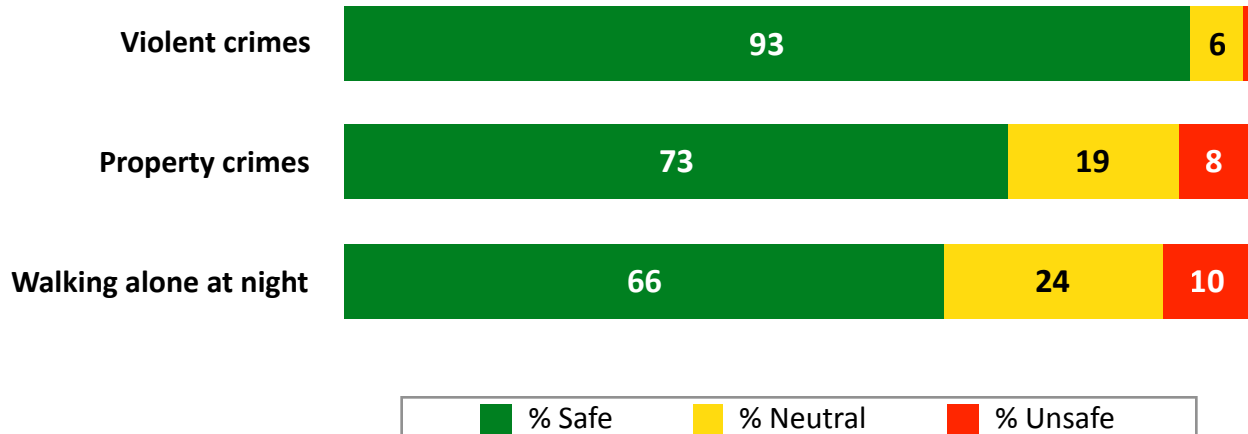
Neighborhood Problems

Speeding was identified as the biggest neighborhood problem in Republic, cited by 61% of respondents as either a “major” or “minor” problem in their neighborhood, followed by unmowed, weedy lots, junky yards/porches (51%). About 40% of respondents said noisy animals and stray animals were a problem in their neighborhood.



Perceptions of Safety from Neighborhood Crime

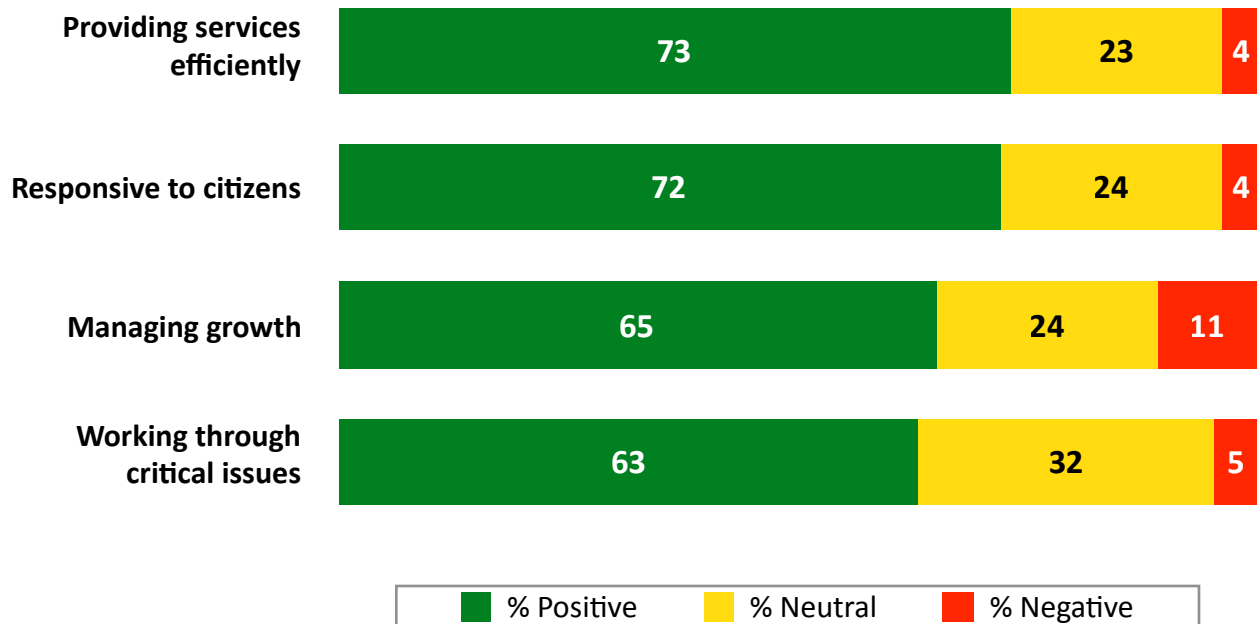
The vast majority of respondents felt safe in their neighborhood from violent crimes (93%) and from property crimes (73%). About two-thirds of respondents (66%) said they felt safe when walking alone at night in their neighborhood.



Demographic Analysis: Although a majority of respondents in each demographic subgroup said they felt safe while walking alone at night in their neighborhood, females and lower-income respondents were much less likely than males and higher-income household respondents to report feeling this way.

Rating Republic City Government

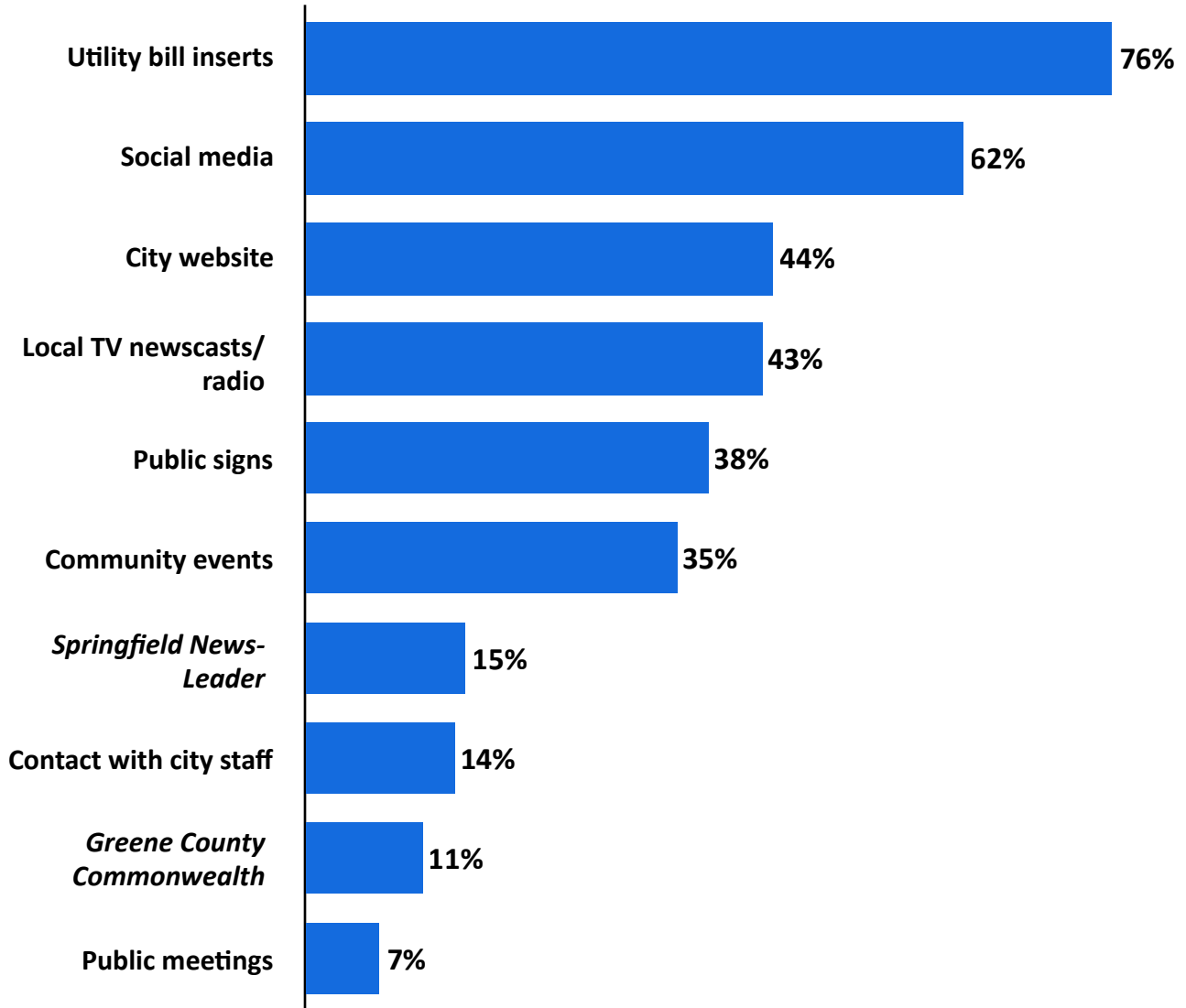
Residents were asked to assess the performance of Republic city government on each of four different factors. More than 70% of respondents gave positive ratings to Republic city government for efficient service delivery and being responsive to citizens. More than 60% evaluated the City favorably with respect to managing growth/development and working through critical issues.



Demographic Analysis: Recent residents to Republic (less than 5 years) and renters were much more likely than all other demographic subgroup to say the City was responsive to citizens (82% positive rating each). Recent residents were also significantly more likely than long-time residents (more than 20 years) to rate the City favorably with respect to managing growth and development (73% v. 57%).

City Information Sources

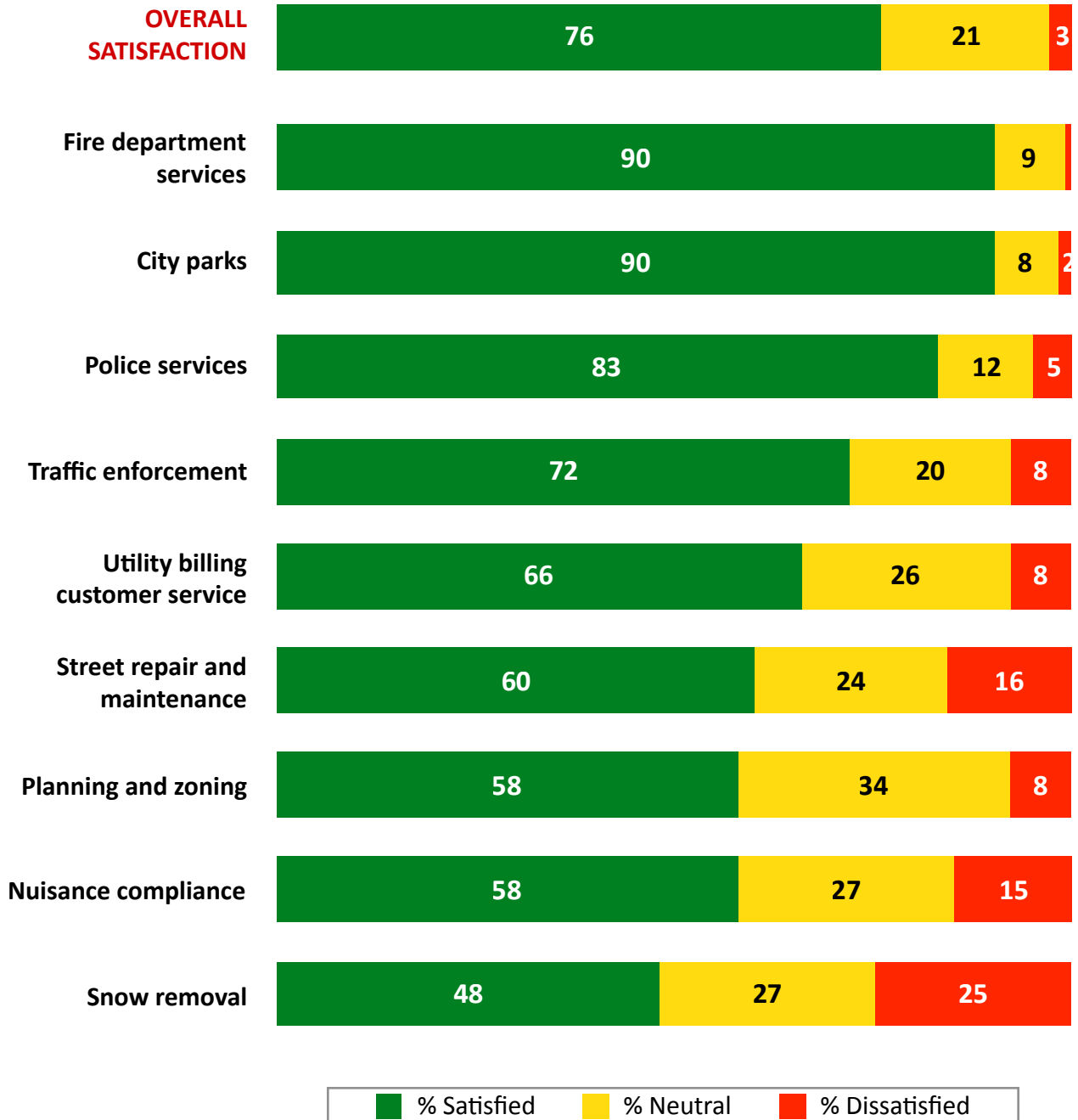
The most frequently used sources to get information about Republic city government were utility bill inserts/announcements (76%) and social media (62%). Approximately 45% of respondents accessed the City's website and local TV newscasts/radio for city information, while more than 30% made use of public signs and community events. Relatively few respondents relied on *The Springfield News-Leader*, contact with city staff, *The Greene County Commonwealth*, or public meetings for city information.



Demographic Analysis: Nearly 90% of younger respondents relied on social media for information about Republic city government compared to only 26% of older respondents. In contrast, older respondents were much more likely than younger respondents to rely on more traditional sources of communication (e.g., bill inserts, TV, radio, and local newspapers) for information about Republic city government.

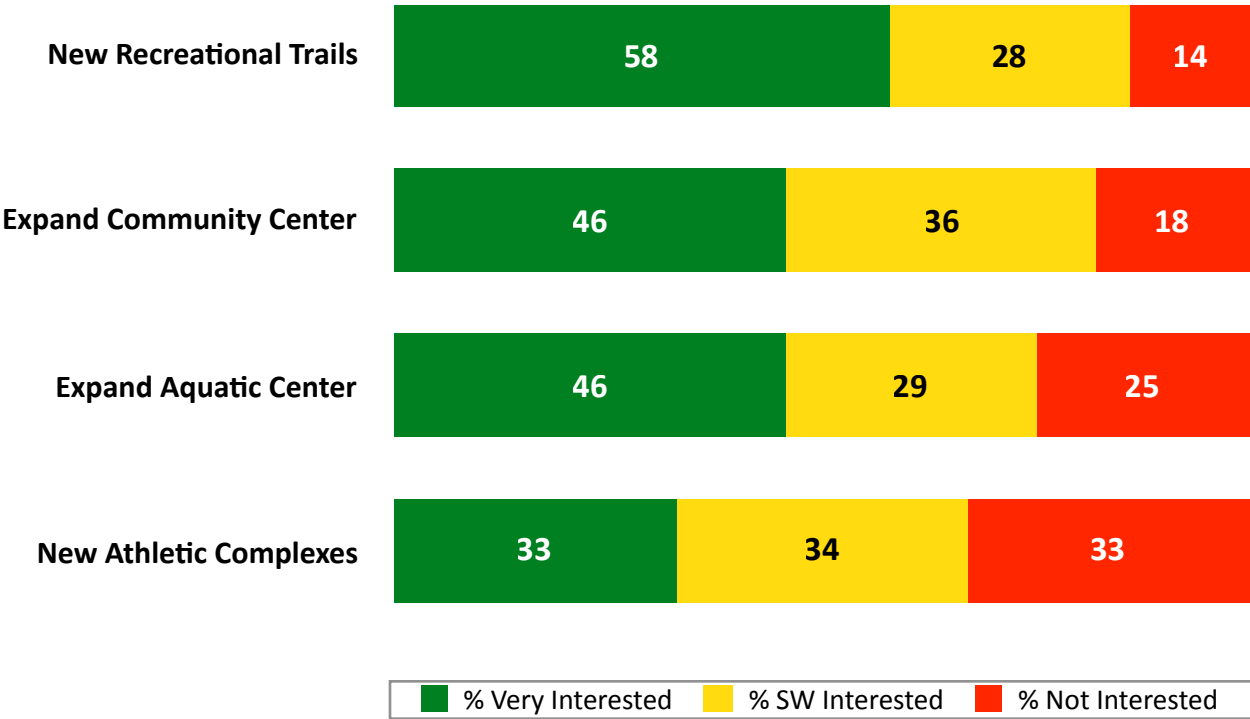
Satisfaction with Republic City Services

Overall, 76% of respondents were satisfied with Republic city services. When asked to rate their level of satisfaction with specific city services, residents gave the highest rating to fire department services and city parks (each received a 90% satisfaction rating). Other city services rated favorably by at least 70% of residents were police services (83%) and traffic enforcement (72%). Snow removal was the lowest rated service (48% satisfied).



Level of Interest in New Projects by Parks & Recreation Dept.

Residents were asked to rate their level of interest in four new projects being considered by the Parks & Recreation Department. Nearly 60% of residents were “very” interested in new recreational trails and 46% were “very” interested in expanding the Republic Community Center and the Republic Aquatic Center. Residents were evenly divided on the idea of adding new athletic complexes.



Note: Residents were also asked to specify any other new projects or expansion opportunities they thought the Republic Parks & Recreation Department should consider. See **Appendix A** on page 23 for their responses.


Level of Interest in New Projects (Cont'd)

Demographic Analysis: Younger respondents and households with children were much more likely than older respondents and households without children to be “very” interested in *each* of the four projects being considered by the Parks & Recreation Department.

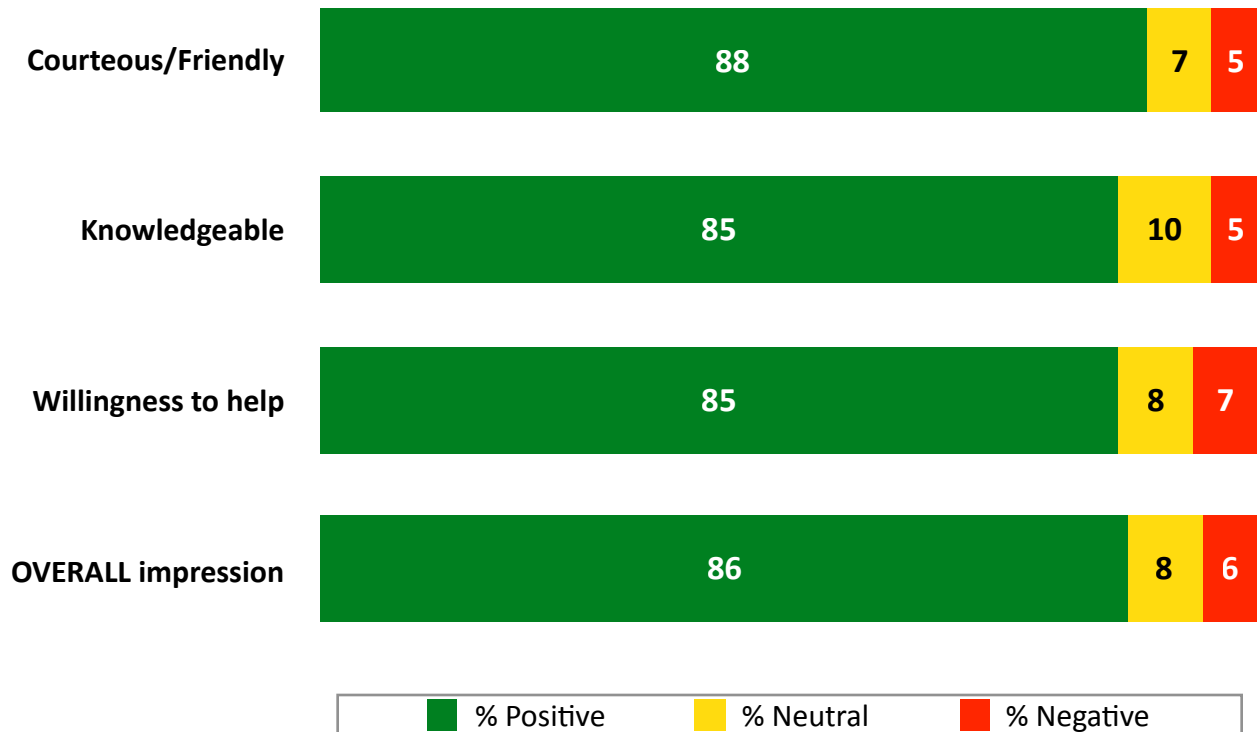
	New Recreational Trails	Aquatic Center Expansion	Community Center Expansion	New Athletic Complexes
Age Category (Percent “Very” Interested)				
18-34 years old	72%	65%	57%	47%
35-44 years old	66%	60%	46%	40%
45-64 years old	58%	39%	45%	26%
65+ years old	37%	26%	38%	25%
Child in Household (Percent “Very” Interested)				
Yes	65%	65%	53%	46%
No	53%	31%	40%	23%

Impressions of Republic City Employees

Two-thirds of respondents (67%) said they had phone or in-person contact with a Republic city employee during the past 12 months.



The vast majority of respondents (85% to 88%) who had contact with a Republic city employee in the past 12 months reported having positive impressions with respect to city employee friendliness, knowledge, and willingness to help. Moreover, 86% of these respondents said their **overall impression** of Republic city employees was positive.



Note: Regardless of the demographic subgroups examined (total of 20 subgroups), positive evaluations of city employee characteristics never fell below 77%. Moreover, positive ratings for overall impression never fell below 80%.

What Residents Like Most About Living in Republic

Residents were asked what one thing they liked most about living in Republic. No choices were provided. Instead, respondents wrote in their own unprompted answers, which were then classified and percentaged into larger categories as listed below. See **Appendix B** on page 35 for a complete listing of comments.

Categories Used for Classifying Responses and Percentage Mentioned:

Physical Environment/Geographic Location (24%): convenience and accessibility (easy to get around/everything close), small town close to Springfield, small town with big town amenities, its size, etc.

Social Atmosphere/People (20%): small town feel, friendly people, sense of community, etc.

Quality of Life (8%): quiet and peaceful.

Safety (6%): sense of safety and low crime rate.

Education (5%): the schools and school system.

Family/Neighbors/Home (5%): neighbors, family, home, etc.

Entertainment/Recreation (4%): parks and recreation areas, community events, Community Center, trails, etc.

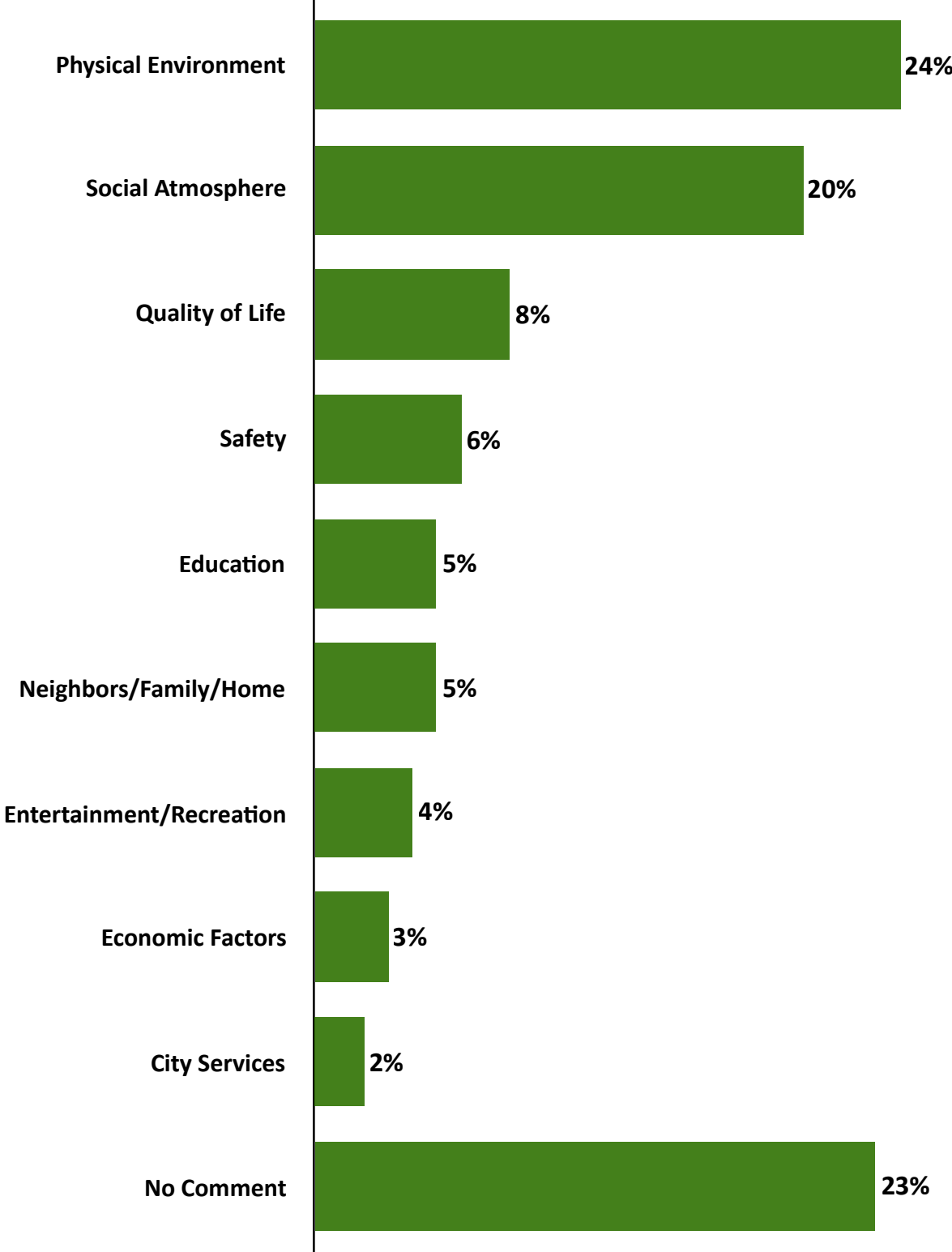
Economic Factors (3%): cost of living, affordable housing, etc.

City Services (2%): active Parks and Recreation Department, police, fire, city management, etc.

Miscellaneous (< 1%)

No Comments (23%)

What Residents Like Most About Living in Republic (Cont'd)



Aspects of Republic Residents Would Most Like to See Changed or Improved

Residents were asked what one aspect of Republic they would most like to see changed or improved. No choices were provided. Instead, respondents wrote in their own unprompted answers, which were then classified and percentaged into larger categories as listed below. See **Appendix C** on page 38 for a complete listing of comments.

Categories Used for Classifying Responses and Percentage Mentioned:

Entertainment/Recreational Opportunities (25%): more restaurants, greater variety of restaurants, shopping, and entertainment options, etc.

City Services (17%): street and sidewalk improvements, improve police services, zoning, city ordinances, etc.

Physical Environment (13%): improve appearance of downtown and city's overall appearance, clean up junky houses and yards, cars parked on streets or lawns, etc.

Traffic (10%): improve traffic flow, address speeding, improve dangerous intersections, etc.

Economic Factors (6%): more business growth and local employment opportunities, cost of utilities, etc.

Social Atmosphere (2%): disrespectful teens, influx of low-income people, unwelcoming atmosphere, etc.

Schools (2%): improve the schools, drug problem in schools, etc.

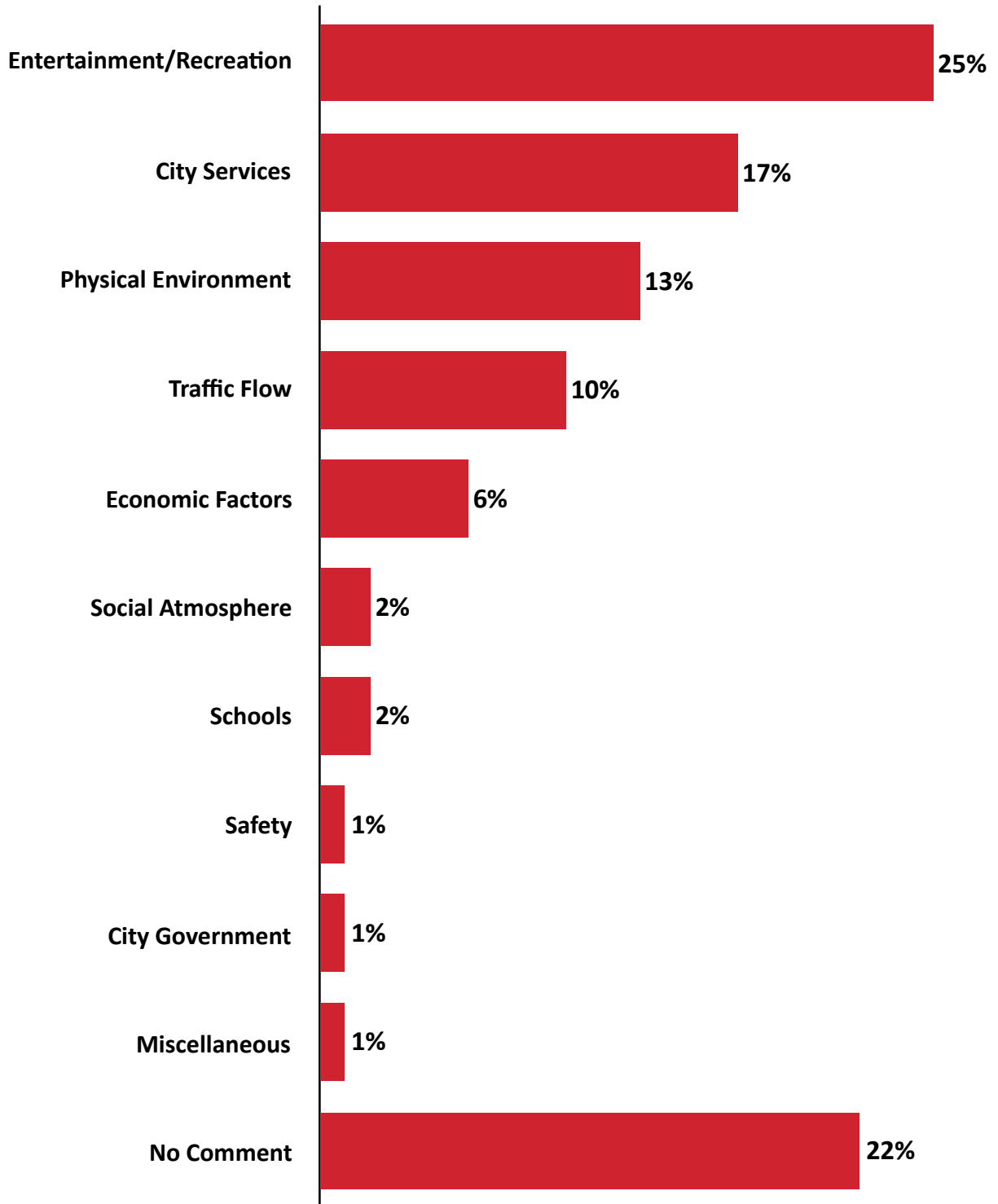
Safety (1%): juvenile crime, drugs, etc.

City Government (1%): City Hall, attitude, etc.

Miscellaneous (1%)

No Comments (22%)

Aspects of Republic Residents Would Most Like to See Changed or Improved (Cont'd)



Appendices

APPENDIX A

Suggestions for Other New Projects or Expansion Opportunities

More trails and running paths.

Outdoor public track.

More trails.

Add more and longer jogging trails.

Something similar to Springfield's Greenway Trails—a multi-use trail in the 5 to 10 mile range would be fantastic.

Love that you have a free walking track inside. It just needs to be bigger as it gets very crowded at times.

Complete Owen Park walking track.

Excited about the new walking trail at Owen Park and would love to see a pavilion and practice field added.

Republic has two really nice parks with a great walking trail. Would be nice to see Owen Park on Bailey Ave. with a walking trail and restrooms.

Walking trail from city limits to Wilson's Creek,

Would love to see Republic be more walkable from the neighborhoods.

Walkways along all highways for safe travel to and from shopping areas from neighborhoods.

Walking paths — Valley Park.

Still waiting for that walking trail they said they were going to build in 2013 that's still not built.

Nature and walking trails on the east side.

A trail to connect Stoney Creek trail with Library trail.

Walking trail with stops to do sign-directed stretches or aerobic activity (i.e., 10 toe touches) for a circuit training walk for people who want more than just a walk.

A long foot/bike path through more parts of the city, like the various Greenway trails in surrounding areas.

Would love to see a trail connected to Wilson's Creek Battlefield—2 comments.

Bike or walking trails that connect to Greenway trails.

Connected trail systems.

Bike trails and nature trails to connect with Battlefield Nat.

I like the idea of creating a bike trail from Owen Park to Farm Rd 182 then create a shoulder/path in the ditch area on 182 down to Wilson's Creek. This would allow people to bike or walk to Wilson's creek area and utilize the 5 mile trail road as a biking area as well inside the park.

Bike trails—2 comments.

Paved bike trails.

Kid-friendly biking trails.

Mountain bike trails.

I think the focus on trails lately has been a great attraction, and at this point we should focus on upkeep rather than adding additional ones.

More parks and bicycle paths in parks.

More parks.

There should be more trails, parks, etc. for the seniors and families with children and that is being monitored by police.

A place for kids who ride bikes and scooters. A walking trail that is lit with lights. I'd like to see more places I can take my kids to.

More walking and bike connections, including bike lanes please!

Make the community more bike friendly.

Bike lanes (especially on country roads leading to schools).

Bike lanes (especially on back roads).

Bicycle lanes and more pedestrian crosswalks over Highway 60.

Bike lanes where there are no sidewalks.

City needs crosswalks and sidewalks badly.

Sidewalk down Miller Road on the east side of the rec. center.

Sidewalk expansions.

Sidewalks down Hines Street to ZZ and a bike line near the National Battlefield would be helpful.

Sidewalks in residential areas.

Sidewalks.

More sidewalks for kids' safety from school.

More sidewalks—2 comments.

Sidewalk down Hines towards high school (Owens Park and beyond).

We need sidewalks on Hines all the way. Too many kids are walking from RMS or Owen Park to not have them.

I would love to see a sidewalk that goes up West Ave. The sidewalk from almost 4 years ago on West Elm gets so much use and I know one up West would too.

Sidewalks to residents on Highway N North that would connect to parks. There are a lot of people that walk or have wheelchairs that travel on Highway N toward schools and park.

We live on a dead end single street (W. Woodland Dr.) with no sidewalks on our street or the connecting street (Kansas St). There is a nice park not far from our house that would be wonderful to walk to but we can't because it is very unsafe to walk, ride a bike, or scooter down Kansas to the Park off O'Neal Rd. We only have our 1 small street with no sidewalk to practice riding a bike.

We need sidewalks to Schuyler Ridge for the kids 'safety and also for joggers.

More sidewalks as many children and even adults walk and there is literally only one crosswalk to get from one side of the highway to the other. This town is not pedestrian friendly at all.

A pedestrian bridge would be an excellent use of funds. People (middle schoolers specifically) crossing 60 in a dangerous manner is a major issue in this town.

Additional playground equipment—2 comments.

Add outdoor grilling. Add more playground equipment.

Playground equipment at Owen Park.

New playground equipment at JR Martin Park. Add playground to Moore Park.

A large playground area with a shelter house for picnics, meetings, etc.

Parks need more pavilions and picnic tables.

A separate birthday party rental/community building from the previous one I've been to (it was rather small).

Bathrooms at Garoutte Field need updated/replaced.

Better restrooms at Kiwanis field.

Dog park—8 comments.

Fenced dog park—4 comments.

Dog park with equipment.

Enclosed dog park.

Indoor pool facilities open year round—22 comments.

Indoor lap pool.

Indoor pool for adults.

Would love to see an indoor pool for lap swimming at the community center. I know you can swim laps at the Aquatic Center, but that is only available seasonally. We have always wanted to join the community center, but the lack of a pool is what keeps us from doing so.

Indoor heated pool.

Indoor pool/therapeutic pool.

Heated indoor pool or enclose and heat existing pool for seniors and adults during school hours.

Indoor pool so water exercise classes could be offered year round.

Indoor swimming pool for swim team, lesson, rec, year round swimming!

Indoor lap swim pool at community center/gym.

Indoor swimming. We are constantly driving to Springfield for an indoor pool during the winter.

Indoor pool and water aerobics at community center.

Adult-only zone at the pool.

Try to find a way to keep the Aquatic Center open for a while after school starts. Would be nice, as an adult, to have a little time to enjoy the pool in a less noisy, chaotic setting.

More affordable swimming area.

Would love an expansion to the water park!

Indoor year-round waterpark—2 comments.

Build a water feature/pond at the city park where the horse arena used to be, pavilion with picnic tables and BBQ grills.

Water features (spouts, sprinkles).

Splash/spray ground.

Splash pad at the Aquatic Center that is FREE for everyone!

Lazy river.

Free entry splash ground located separate from aquatic center

Pool on the other end of town. There are already a lot of "nice" subdivisions that have pools. Additional pool would be nice for kids to be able to walk/bike to.

A second city swimming pool.

I think that an indoor pool like the one that at the OC in Ozark would be great. You would have year-round swimming and could rent for parties like they do the OC. We have drove to Ozark multiple times to swim and for parties.

I believe the focus now should be on the Community Center and Aquatic Center. The Aquatic Center brings in many families from across the Metro area.

An indoor aquatic center, for year around enjoyment. And water aerobics classes offered. Or maybe something like the Chesterfield family center in Springfield. Except even better with a lazy river and even more indoor activities to offer. Something for teens would be good. There are no activities or hang out spots for teens in Republic, unless you are interested in sports. My son and friends all go to Springfield to go shop and hang out. And they all can't wait to move there. More jobs and more stuff to do.

Another disc golf course. 18 holes preferably.

Teens need something for them to do here in town. Go-kart area or a bowling alley.

Both indoor and outdoor batting cages, miniature golf, go carts, arcade—things to keep kids out of trouble.

Indoor batting cages.

Batting cages—2 comments.

Indoor amusements for kids, such as water park, mini golf, games, etc. for when the weather is bad there would still be a place for kids to go and be active.

Mini golf—2 comments.

Pool hall, gaming area for kids such as putt-putt. laser tag, arcade gaming. Rock climbing. Bicycle rentals.

Just more free things to do outdoors would be nice. We love the parks here.

More family activities like movies and bowling—4 comments.

Movie theater—11 comments.

Movie theater and other entertainment options.

Entertainment options for during the winter.

Bowling alley— 10 comments.

Tennis courts—2 comments.

Tennis courts at the rec center.

Racquetball courts.

Racquetball facilities would be nice.

Dedicated outdoor pickleball courts. The tennis courts are rarely used and conversion of even a single tennis court is a minimal cost. One tennis court can = 4 dedicated pickleball courts.

A field for lacrosse players that would not destroy their ankles, and where they could hold tournaments.

New lacrosse field since the school system doesn't let them play on 1 of 3 million dollar football or soccer fields.

So thankful for the Parks and Rec for small children, but I wish they would do more as the kids age up. That is a difficult age and it is very easy for them to make bad choices when good choices are not readily available. Also, love the lacrosse! Please continue that avenue! So much potential! Thanks for all you do!

A skate park for youth. They need a place to feel welcomed and kept out of the streets for safety. I feel as though these youths are ignored and even scrutinized. As a former republic student, I think the net of support needs to be widened. I think a lot of poorer children are ignored out of convince. Please consider how the city treats the lower class of citizens.

Skateboard/BMX parks—3 comments.

A skateboard park. I see so many kids riding bikes and skateboards in the road. These kids need a safe place they can go to have fun.

More opportunities for children, maybe a skate park. I see them often playing in the street or parking lots.

BMX skate park—there is probably 50 BMX kids in Republic that just ride streets. Monett has a wonderful one and I know there are kids that would do a lot of the legwork.

Skate park.

Skate/bike park.

Skating.

Skating rink—3 comments.

Ice skating rink.

I think it would be a huge success for Republic to have an indoor ice rink. There's only one within several hours from here. Republic and the surrounding areas have lots of kids that play youth hockey and figure skating.

Ice hockey rink. There are numerous Republic citizens who already play ice hockey in Springfield and growth in his area could be beneficial. As a reference, check out the amount of ice rinks in St Louis and their outlying suburbs.

Roller rink.

Indoor speed skating or rollerblading rink.

A skating rink with a video arcade.

We need LOW COST opportunities for children and teens. I think a skate park would help with the skateboarders all over Hwy 60 in the afternoon and evening.

Would be nice to see a skate park or bike and skate park.

Would like to see skateboard park. Was in Louisville and they had an excellent outdoor area. Would be a great asset to Republic.

A multi-sport complex would be nice to draw in some big tournaments, but we only have one hotel for participants to stay in.

There is a huge need for baseball fields and basketball gyms to utilize for practice. We are able to use school gyms, but baseball has nothing else.

Our town would greatly benefit by having outdoor basketball courts installed at one of our parks. Nixa has one and it is a great place for older kids to go outside to exercise and have fun. We love our town and this is what we're missing here. Please consider this. Thank you!

Outdoor basketball and volleyball option.

Outdoor exercise equipment at parks. Larger cities have them throughout their parks and it would be nice to have at our parks also.

Outside basketball courts at the parks, only place to play is at apartments and churches. The city needs to build outdoor basketball courts!

At least another road from baseball parking so there is an entrance and an exit!

Covered areas in the ballpark.

Need a nice soccer complex.

Security to monitor parks, walking trails, avoid gang activity, homeless population and drug activity growth, especially at night.

Security cameras at JR Martin Park.

More lighting around Miller Park trail.

Lighted areas for evening or nighttime events.

I think that schoolyards and equipment should be designated as neighborhood parks for use by the public after school hours. Animals should be banned. Parks and Recs could help schools with maintenance, while using the remaining funds for dedicated public parks. There should be more shade & tree areas in public parks and more benches for us geezers. Don't put them out in the sun. How about a dedicated geezer day, to help get us out of the house and to meet others.

Need a bigger and nicer Senior Center. Warsaw has the nicest senior center I have seen and ours is lacking, big time.

More activities for seniors—2 comments.

More things for seniors. It would help seniors if they had a time or place they could use the pool by themselves.

Senior aquatic so we have more times available for seniors. The aquatic center now is only short periods and not convenient to some seniors. We make up a big part of Republic as well.

Water aerobics for seniors, paid for by Medicare or Medicaid. More for seniors to do at parks—maybe game days in the park for chess checkers, various card games, or nice quiet reading areas. Maybe a pond to feed the ducks, movie night for grown ups once a month. Things like this and more park benches.

Water aerobics for seniors with evening classes for those age 55+ who are still working.

Entertainment for seniors (such as square dancing, etc.).

Please enforce parking on sidewalks and parking on wrong side of street.

Additional parking near baseball and softball fields. Also, much more playground equipment at both Miller fields area and Martin Park area.

Parking at ballfields. So many people needing better parking for youth ballgames.

Need more parking at the ball field.

Parking at the baseball fields is an issue that needs to be addressed. When baseball season is in full swing, there is not enough parking which forces cars to line the street and park in the field.

More parking at 711 E. Miller location.

Additional parking at existing facilities.

More parking at spaces that have the sports facilities. There is never anywhere to park. Primary reason I quit going to Cox Fitness Center. I could never park there after work.

Paved parking at JR Martin Park.

Fishing pond/lake—2 comments.

Outdoor area that has fishing.

A nice lake where kids and families can feed the geese, etc.

An addition of a large pond of some sort to the park system. The addition of Brookline Park has been a wonderful option for my family to explore nature in a small, easy to navigate woods.

Finish or fix the heart-shaped pond. When it rains it floods over the trail and when it's dry it's an eyesore.

Get rid of the heart-shaped pond past Lyon Elementary. Maybe add some playground equipment there.

No-cost or low-cost gym facility.

Larger gym facility.

Work out gym with affordable classes.

A sauna or steam room.

A nature space for four-wheelers, dirt bikes, shooting range (even if there is an annual fee to use it).

Public shooting range and off-road vehicle racetrack.

Shooting range.

Shooting/archery range.

Community garden—5 comments.

Add a flower garden or community garden somewhere in town.

I would like to see a community garden project. Owen's park (inside of the future walking track) would be a nice place to have one.

Farmer's market—2 comments.

Adding trees, green spaces to Highway 60 within city limits.

More greenspace.

Become a Tree City USA community.

Sledding hills.

Model airplane flying.

Post times the volleyball net will be up for practice.

I would like to see the rodeo arena near the aquatic center put to use more. Certain people enjoy rodeos. I have attended one small event that was put on there a few years ago.

More seating.

We have beautiful, well-kept parks and would love to see more and bigger American flags flown in and around the city.

Rehabilitate Berwin White fields.

Maintenance men do a poor job with parks. They mow over trash and don't pick up. I walk my dog every day in Owen Park and every week I have to pick up trash that they have mown over. Very lazy with limb pick up and dead trees too.

Museum, civic opportunities.

Republic really decorates for pumpkin days, but not for Christmas. Need more Christmas decorations.

Downtown beautification and improvements—3 comments.

New and appealing city welcome signs—2 comments.

I know it's difficult, but the aftermath of the 4th of July celebration is craziness. We go every year and have parked in several different locations but still end up waiting FOREVER to get out. Maybe certain roads near the school should be shut down for through traffic and only be used for those trying to leave the event. I love the event and the city does a fantastic job with it.

The parks and recreation league sports are not at all new resident friendly. The option of signing up as teams leaves out so many kids. We have signed up individually and have never been picked up for a team. We sign up and play in Nixa or Willard or Springfield and have always been put on a team. We are willing to coach, but the parks and rec league make it such a hassle having to provide your own equipment and T-shirts that the average person shies away. In Nixa, Springfield, or Willard the volunteer coaches get drafted a team, are provided with equipment, and are given shirts provided by the league. No one feels left out. It's rec league and the purpose is to get as many kids playing as possible. Make it more inclusive and call Nixa for some advice.

Learning activities for children.

An after-school program for working parents that is affordable.

Would love to see more youth services offered for working families.

Animal rescue—more people and a new facility.

Recycling of waste materials.

APPENDIX B

What Residents Like MOST About Living in Republic

(Percentages are based on 1,065 respondents)

Physical Environment/Geographic Location (24%)—257 comments

Convenience and accessibility (easy to get around/everything close)—42

Small town close to Springfield—39

Close to Springfield—38

Small town with big town amenities—26

The size—16

Location—14

Has everything we need—13

Small town—12

Cleanliness—10

Less traffic congestion—10

Growing city—10

Proximity to other areas—8

It's not Springfield—8

Close to work—4

Close to medical services in Springfield—3

Overall appearance—2

Easy access to major shopping—1

Close to different lakes—1

Social Atmosphere/People (20%)—211 comments

Small town feel—87

Friendly people/people—46

Sense of community—27

Wholesome values and family orientation—10

Hometown/country feel—7

Small town living—7

Close knit and caring community—7

Sense of pride in the community—6

A good place to raise children—5

It is a nice town—5

Welcoming spirit/Feel welcome here—4

Quality of Life (8%)—87 comments

Quiet—52

Peaceful—21

Quiet neighborhoods—12

Slower pace—2

Safety (6%)—63 comments

Sense of safety—58

Low crime rate—5

Education (5%)—57 comments

The school system—55

The schools, especially the Special Education Department—1

The way the school has worked with our child—1

Family/Neighbors/Home (5%)—50 comments

Neighbors—16

Family is here—5

My home—16

Close to family—5

Our neighborhood—3

Family and friends are here—2

Proximity to friends—2

Familiarity—1

Entertainment/Recreation (4%)—44 comments

The parks and recreation areas—10

Community events (e.g., Have a Blast, etc.)—9

Community Center—5

Walking trails—5

Churches—3

Aquatic Center—2

The increasing restaurant options—2

Library services—1

Senior Center—1

The increasing shopping options—1

Lowe's—1

Walmart—1
Fireworks—1
Crossfit—1
Athletics—1

Economic Factors (3%)—28 comments

Cost of living—18
Affordable housing—6
Lower taxes—1
Property values—1
Lower gas prices—1
Businesses—1

City Services (2%)—22 comments

Active Parks and Recreation Department—8
Police—7
Fire Department—2
City Council is business friendly—1
Good and caring city management—1
Leadership has a vision for the future—1
Republic's direction—1
Annual citywide cleanup—1

Miscellaneous (<1%)—5 comments

Great place for retirement—3
Republic's reputation—1
Comfortable—1

No Comment (23%)

APPENDIX C

Aspects Residents Would Most Like to See Changed or Improved

(Percentages are based on 1,065 respondents)

Lack of Entertainment Opportunities (25%)—267 comments

- Lack of good restaurants—68
- Lack variety of stores and restaurants—38
- Lack of shopping opportunities—20
- Lack of entertainment—22
- Lack of family entertainment—16
- More entertainment options, such as movie theater and bowling—12
- Need more walking/jogging trails—10
- Need more retail establishments—8
- Need more restaurants, grocery stores and shopping—6
- Better quality of restaurants and entertainment options such as movie theaters, bowling, etc.—6
- More entertainment and dining options—6
- Need more places for kids/older children and teenagers to go—5
- More recreational opportunities/opportunities for entertainment—4
- More nature/hiking trails—4
- No movie theater—3
- Increase park and recreation activities for older age kids. Keep good choices available for them and keep increasing lacrosse—2
- No bowling alley—2
- Need walking paths in all parks (especially Owen Park)—2
- More recreational opportunities—2
- No Andy's Frozen Custard—2
- No Braum's—2
- No Braum's and Chick fil A—2
- Bring back Papa John's—1
- More upscale shopping and dining opportunities—1
- No Andy B's and other entertainment options like movie theater and bowling—1
- More affordable entertainment options—1
- Better grocery store and sit-down restaurants—1
- Another grocery store (Harter House, HyVee)—1
- More connecting sidewalks and walking trails, crosswalks, more parks and benches—1

Need basketball courts at a park—1
Aquatic Center is becoming more crowded—1
No miniature golf—1
No centralizes shopping area—1
A small outdoor shopping mall—1
A nearby department store—1
More playground equipment at Owen Park—1
More bike-friendly riding areas—1
Safe walking and biking trails—1
Walking and biking trails—1
No mountain bike trails—1
More walking parks—1
More parks—1
More opportunities (other than sports) that at-risk youth can be involved in—1
Improved youth athletic services—1
The Parks and Rec league children’s sports—1
Recreational sports - As a newer resident it has been very hard to find sports teams for our children that weren’t already established prior to the season and had openings. The only way we have been successful was by having to agree to coach ourselves with no incentives. Other towns allow children of coaches to forgo the registration fees as a way to provide more incentives to parents to coach—1
Activities for “younger” seniors (55+ but who are not ready for the Senior Center)—1

City Services (17%)—183 comments

Road/Street repairs and widening—33
More sidewalks—21
Code enforcement of property management—15
Better snow removal on streets (including side streets)—11
A recycling center—8
Better animal/nuisance control—7
Customer service at Water Department (rude, incompetent, don’t answer phones)—5
More respectful/polite police—4
Better zoning (don’t build apartments, duplexes, etc. right next to residential areas)—4
Have a single provider for trash removal—4
Need an indoor pool—2
Need a bigger pool—2
Noise ordinance—2

More bike lanes—2

Elm Street—2

Sidewalks along Hines between Oakwood & ZZ. Kids walk up and down Hines a lot after school and it is always scary to see them right next to the road with all of the traffic—1

More sidewalks on Hines—1

Need sidewalks on the older roads. West Avenue—1

Need sidewalks throughout the city and neighborhoods—1

There is a half a block of sidewalk that does not exist just east of Cherrywood/Hines which is terribly inconvenient for those wanting to use the trail and for all the kids that have to walk in the road or on unstable ground—1

Improvements to streets, intersections, and for pedestrians—1

Need something for pedestrians crossing 60, particularly when school gets out—1

Better street maintenance on older side of town—1

Curbside recycling—1

The zoning for Sweeny—1

Improve Community Development Department's service—1

When a subdivision is approved through Planning and Zoning, improvements like curbs and sidewalks need to be completed on the main road that leads to that subdivision.

The fact that we have Farm roads leading in and out of major subdivisions around the city is laughable. Make the improvements and allow the developers to assist—1

Take down the silly sign pointing to historic downtown—1

City ordinance regarding cars parked across sidewalks—1

Keep police station open evenings—1

More honest/trustworthy police—1

More staff for Police and Fire—1

More staff for Emergency Services—1

More police rounds to address noise and disturbing the peace at night—1

Direct routing of calls to police rather than going through other counties—1

It is very hard to get in touch with the Republic Police Department for non-emergency matters. There should be something added to the automated call system where you can speak with an officer or dispatcher directly instead of having to leave a message for a higher up, or having to call Greene County—1

Need police to patrol in unmarked cars—1

More police patrolling instead of sitting and waiting for something to happen in front of them—1

Police patrolling neighborhoods—1

Police would stop using its resources as a revenue generator and work more on stopping property crime and drugs—1

Improve the roads and have police patrol people who roll through stop signs on Hines Street—1

Lack of public transportation—1

Contract out trash services—1

The sewer system, the cost of the sewer/water, and better customer service at the utility billing department—1

Better attitude of city employees—1

Storm water management—1

Address/eliminate flood zones—1

Address water source issues—1

Address sewer issues—1

Check wells (water residue is pink)—1

Add more streetlights—1

Lighting ordinance—1

Require businesses that go out of business to remove their signs—1

Street lights in my neighborhood need to be on at all times rather than being motion sensor activated (too dark and feel unsafe at night)—1

Road paving and bicycle lanes added—1

Need complete replacement and widening of East Elm all the way to city limits and widen Oakwood from Highway 60 to Hines—1

Stop wasting electricity at tennis court and soccer field—1

Update the ball fields—1

Get rid of heart-shaped pond and add playground equipment there—1

Add mold removal from outside of residences to city code—1

Too many city employees—1

The City should be obligated to support underprivileged children—1

Not enough access roads—1

Need a no-burn rule—1

Don't allow fireworks in Republic as houses are too close together—1

Get rid of the median blocking the turn into our street—1

Better use of funds to deal with handicap parking violations, blocked sidewalks, etc.—1

Improve the railroad crossing—1

Extension of Hamilton east to Oakwood—1

Focus on upgrading/widening Republic Road, adding turn lanes to the side roads off of Z, add stoplight at corner of Elm/Z—1

The road conditions, esp. along the south side of Elm. I feel like these neighborhoods are totally ignored when it comes to keeping up streets and water drainage—1

Better publicity of local activities and events—1

It would be nice to have the public works dept. follow up with hired subcontractors to do an efficient job of cleaning up after themselves & fixing things they have messed up. For example, the Republic early childhood parking lot has bored holes where they added gravel. It stays washed out and remains a big hole right where every car turns in and hits it. Shouldn't they be responsible for an asphalt patch there?—1

Move the Christmas parade closer to Christmas instead of hunting season and improve the Fall Festival—1

New area for the Fall Festival for more booths, rides, games, etc.—1

Improve the looks of the City's flag—1

Physical Environment/Geographic Location (13%)—134 comments

Improve the downtown area (and update Main St.)—40

Houses in disrepair/junky, unmowed yards with cars (some inoperable) parked on lawns—14

Less low-income housing/multi-family housing such as apartments as it depresses property values of surrounding single-family residential homes—9

Better communication infrastructure, more cable/Internet choices—6

City's overall appearance needs to be updated/improved—6

Less parking on streets which causes problems and drives down property values—5

Infrastructure improvements to match growth—4

Quality commerce on Main Street—4

Plant more trees/more greenspace—4

Growing too fast/need slow, even growth—4

Reduce the bottleneck caused by cars parked on both sides of streets by only allowing parking on one side of street—3

Trash everywhere/along highways and in ditches—3

Too many "cookie cutter" homes being built—2

Add a nice "Welcome to Republic" sign and beautify entrance—2

Add nice restaurants and cafes downtown—2

Junky looking businesses—2

More aesthetic approach to the Highway 60 corridor—1

Beautification and character added—1

Improve the area by the library and American Inn—1

Improve the appearances of the establishments along Highway 60—1

Income-based housing for families needing 3+ bedrooms and more options for the elderly—1
More housing for age 55+ as well as upper-end neighborhoods—1
Need an assisted living facility here—1
Additional neighborhoods with HOAs to maintain standards—1
More “upscale” business growth—1
More businesses off Highway 60—1
Address the swamp behind the library (breeding ground for mosquitoes) by making it a permanent lake with a dam & a fountain in the middle with a walking trail around it—1
Ban plastic bags as they just blow all over town and get stuck in trees, etc.—1
Improve overall appearance of Republic by planting flowers/trees downtown, adding something on 60 to set Republic apart as a cute little community—1
Clean up alongside the roads—1
Remove garage sale signs once sale is over—1
Redirect expansion to west side of Republic along 60 toward county line—1
More housing on the side of Republic closest to Springfield—1
Improve Republic’s infrastructure—1
Replace torn down/falling down privacy fences—1
Republic isn’t going to be a restaurant or shopping central (and we don’t want it to be).
Build up infrastructure, trails, parks, and other community improvements—1
Don’t let commercial run into residential areas—1
Better quality housing between the lower-and upper-homes—1
Parking on side streets block Whitehorn Drive—1
Removal of Xmas lights after a reasonable period of time—1

Traffic Flow (10%)—104 comments

Improve traffic flow (includes traffic on US 60)—24
Synchronize traffic lights to improve the traffic flow—6
Need better traffic control/safety in neighborhoods/speeding in neighborhoods—6
Need a bypass road around Republic—4
Need a traffic light at Lynn and Hines—4
Speeders—4
Speed traps—4
Improve traffic flow in the vicinity of the schools (especially the high school)—3
Trains holding up traffic—3
Need either a stoplight or roundabout at the corner of Hines and ZZ—3
Train noise—2

Getting around town (need more back ways rather than Highway 60 only access)—2
Improve the Walmart/174/Hwy 60 intersection—2
Traffic lights take too long to change—2
Improve the dangerous intersections—2
Intersections with four-way stop signs—2
Improve roads and intersections (Hines and Lynn, MM and 60, 174 and Main, 174 and 60)—2
Speeding in school zones—2
Address the traffic light at Walmart—2
Need better traffic control and easier access to businesses on Highway 60—1
Make Highway 60 six lanes wide—1
Intersection of ZZ and Hines. Needs a right turn lane off of ZZ to Hines and lights during school and rush hours. Dangerous intersection—1
Another stoplight on Z—1
Traffic issues around the elementary schools. Intersection at Main and 174 is very difficult to deal with before and after school—1
School zone traffic on Hwy 174. We need turn lanes. As well as on Main Street heading north by Sweeney—1
More lanes at Highway 174 and 60—1
Improve traffic flow on 60 and 174—1
Intersections on ZZ with Hines and to the north—1
Need a stoplight at Miller and Main as it is hard to get out from the Aquatic Center—1
Speed bumps to control excessive speeding on Miller Road between Aquatic Center and Main—1
Need easier access to and from Walmart and Walgreens—1
Increase speed limit on Hines—1
Turnabouts on ZZ at Hines, Elm, and M to improve traffic flow to the high school—1
Turning lane extension from eastbound 60 to Hines Street—1
The traffic on Main Street as school dismisses blocks other traffic—1
Traffic on Highway 174 and Main Street at the schools—1
Better access to businesses on east side of town—1
Driving on 60 to James River (too many people driving slow in left lane)—1
Diamond intersection to help in heavily congested areas—1
Please be forward thinking with our roads! The high school should have had a better plan from the beginning—1
Traffic on Hines and ZZ—1

Widen the roads on our main streets! Hines, Elm and Main Street in front of school,
better turning lanes on main/60 intersection—1
Inconsistent speed limits—1

Economic Factors (6%)—61 comments

More business growth—23
More/better local employment opportunities—10
Lower utility rates—7
Lower water/sewer rates—7
More affordable housing—4
Availability of affordable housing over 2,000 square feet—1
Lack of economic growth—1
Improved economic development—1
Bring Bank of America here—1
There is a lot of unused potential for business here—1
Don't want to see family businesses get run out by larger stores/restaurant chains—1
Would like to see more businesses and restaurants stay in Republic—1
Recruit more businesses and reduce taxation to encourage them—1
Recruit more businesses and diverse businesses (like tech) to bring higher paying jobs here—1
Bring in more light industry—1

Social Atmosphere/People (2%)—23 comments

Disrespectful/problem teens (some holding up traffic by walking down the middle of a busy highway)—5
Influx of low-income people—4
Youth truancy and roaming the streets—2
Getting very populated—1
Neighbors—1
Bullying and drugs—1
Too conservative—1
Attitudes of people—1
Need to get behind the churches and their ministries—1
People who leave their dogs tethered outside to bark—1
More community leaders and volunteers—1
Better quality of workers in fast food restaurants—1
Need to be friendlier/more welcoming—1

Feel that Republic is trying to drive out poorer people by making the housing more expensive which sometimes makes us feel excluded and as if we are unworthy—1
People seem friendly, but we are having some difficulty getting plugged into this community—1

Schools (2%)—21 comments

Continue to improve the schools—3

Huge drug problem in the schools—3

Schools—2

Some teachers degrading the students—2

Drug issues and bullying in the schools—1

Need more drug searches in the middle school and high school—1

Concerned about the drug use in the schools and the “gang” activity. The youth in this town seem to be out of control, and while my kids haven’t gotten involved, they talk a lot about the issues with middle and high school drugs and gangs—1

Size of secondary school—1

Need a preschool for low-income children—1

Don’t like how the schools are divided—1

More parking at the elementary schools for special events—1

School spending and poor planning—1

Waste of taxpayer dollars for community school system when schools are across the street from one another—1

My child’s school is old, cold, and it leaks. My child should not have to have her PE time cut/canceled because her building does not have a gym. The city needs to look into updating the older schools before proposing anything new for the high school.

Schofield needs to be updated and a gym with a FEMA shelter needs to be added—1

More focus on academics and less on sports—1

Safety (1%)—14 comments

Crack down on juvenile crime—4

Juvenile vandalism/theft/ and property damage (especially on Wednesday nights in some businesses)—3

Drugs—3

Crime rate—2

Organize neighborhood watches for areas without HOAs—1

Public safety (e.g., much, much better tornado warning sirens/systems and only small fireworks within the city limits)—1

City Government (1%)—11 comments

City Hall—1

New City Hall—1

Allow expansion. Don't let close-minded gov't prevent growth and opportunity—1

Encourage diversity of business here/make it easier for businesses to locate here—1

The perception that leadership is not interested in progress—1

City management's unwillingness to talk to the public about future development and small-mind mentality restricts growth—1

Small-town mentality of giving favors to "old" families (not always welcoming to newcomers)—1

Attitude of city officials—1

Attitude of employees and friendliness—1

More public input—1

More consideration for planning and zoning in neighborhoods—1

Miscellaneous (1%)—13 comments

Improve the animal shelter—2

Keep the Cox Ambulances that are supposed to cover Republic, Billings, and clever POSTED in Republic—1

Mosquito problem despite spraying—1

Need a cap on the family price for the Aquatics Center—1

Would like a once a week city newspaper emphasizing Republic news—1

Would like to stop receiving the coupon newspaper—1

Give more money for LEO and increase force size—1

Improve Republic's reputation in the media—1

When repairs are done, resident NEED to be contacted prior to work starting. My yard backs up to Hines and I am EXTREMELY displeased with the disturbance and lack of respect the workers have—1

To be allowed to have chickens—1

The smell from the sewer plant—1

Terrill Creek needs to be in the Republic Fire District rather than Battlefield—1

No Comment (22%)

Demographic Analysis

NOTE: Table percentages **bolded in red** denote statistical significance at the .05 level or less.

Table percentages **bolded in red** and **shaded in yellow** denote statistical significance at the .001 level or less.

	OVERALL	Gender		Education			Respondent Age (in years)				Child in Household	
		Male	Female	HS or Less	Some Collg	Collg Grad	18-34	35-44	45-64	65+	Yes	No
Rating Republic Quality of Life Factors												
As a place to raise children												
Positive	94%	92%	94%	93%	94%	92%	93%	94%	95%	92%	96%	92%
Neutral	5%	7%	4%	5%	5%	6%	4%	5%	4%	7%	3%	7%
Negative	1%	1%	2%	2%	1%	2%	3%	1%	1%	1%	1%	1%
OVERALL quality of life in Republic												
Positive	91%	90%	92%	90%	91%	91%	92%	93%	89%	91%	92%	90%
Neutral	8%	9%	7%	9%	8%	8%	6%	7%	9%	8%	7%	9%
Negative	1%	1%	1%	1%	1%	1%	2%	< 1%	2%	1%	1%	1%
Your neighborhood as a place to live												
Positive	87%	86%	88%	88%	85%	88%	86%	87%	86%	89%	89%	85%
Neutral	11%	12%	10%	10%	12%	10%	11%	10%	12%	10%	8%	13%
Negative	2%	2%	2%	2%	3%	2%	3%	3%	2%	1%	3%	2%
Quality of the public schools												
Positive	83%	82%	85%	85%	83%	83%	80%	83%	83%	87%	83%	84%
Neutral	11%	14%	7%	7%	12%	12%	11%	10%	12%	10%	10%	12%
Negative	6%	4%	8%	8%	5%	5%	9%	7%	5%	3%	7%	4%
As a place to retire												
Positive	74%	69%	80%	81%	73%	71%	62%	71%	74%	86%	69%	78%
Neutral	19%	23%	15%	12%	22%	21%	32%	19%	19%	11%	24%	16%
Negative	7%	8%	5%	7%	5%	8%	6%	10%	7%	3%	7%	6%
Availability of affordable housing												
Positive	72%	73%	72%	68%	71%	77%	71%	72%	74%	73%	71%	73%
Neutral	19%	21%	17%	25%	19%	15%	20%	17%	17%	22%	18%	20%
Negative	9%	6%	11%	7%	10%	8%	9%	11%	9%	5%	11%	7%
Overall appearance/attractiveness of the City												
Positive	70%	66%	75%	75%	72%	65%	69%	70%	69%	73%	70%	70%
Neutral	20%	23%	18%	16%	19%	25%	20%	22%	19%	22%	19%	22%
Negative	11%	11%	7%	9%	9%	10%	11%	8%	12%	5%	11%	8%
As a place to work												
Positive	46%	45%	48%	53%	42%	46%	47%	49%	42%	50%	44%	48%
Neutral	38%	36%	39%	37%	40%	37%	38%	35%	39%	39%	38%	38%
Negative	16%	19%	13%	10%	18%	17%	15%	16%	19%	11%	18%	14%
Cost of water and sewer services												
Positive	40%	39%	41%	37%	41%	41%	48%	42%	30%	45%	38%	42%
Neutral	25%	26%	24%	27%	27%	20%	22%	20%	26%	30%	20%	28%
Negative	35%	35%	35%	36%	32%	39%	30%	38%	44%	25%	42%	30%

		Home		Household Income			Years of Residency				
	OVERALL	Own	Rent	< 40k	40k-80k	> 80k	< 5	5-10	11-20	> 20	
Rating Republic Quality of Life Factors											
As a place to raise children											
Positive	94%	95%	90%	89%	95%	94%	93%	93%	95%	92%	
Neutral	5%	5%	6%	8%	4%	5%	6%	4%	4%	7%	
Negative	1%	< 1%	4%	3%	1%	1%	1%	3%	1%	1%	
OVERALL quality of life in Republic											
Positive	91%	90%	94%	93%	92%	90%	93%	91%	92%	89%	
Neutral	8%	9%	3%	5%	8%	8%	5%	8%	7%	11%	
Negative	1%	1%	3%	2%	< 1%	2%	2%	1%	1%	0%	
Your neighborhood as a place to live											
Positive	87%	87%	87%	83%	90%	87%	86%	86%	89%	86%	
Neutral	11%	11%	11%	15%	8%	12%	12%	11%	9%	12%	
Negative	2%	2%	2%	2%	2%	1%	2%	3%	2%	2%	
Quality of the public schools											
Positive	83%	85%	79%	79%	86%	83%	84%	86%	84%	80%	
Neutral	11%	10%	12%	12%	9%	12%	10%	9%	10%	15%	
Negative	6%	5%	9%	9%	5%	5%	6%	5%	6%	5%	
As a place to retire											
Positive	74%	77%	69%	76%	77%	69%	72%	79%	75%	73%	
Neutral	19%	18%	20%	16%	20%	22%	20%	17%	19%	20%	
Negative	7%	5%	11%	8%	3%	9%	8%	4%	6%	7%	
Availability of affordable housing											
Positive	72%	76%	63%	67%	71%	79%	76%	68%	73%	72%	
Neutral	19%	18%	21%	21%	21%	14%	14%	22%	19%	22%	
Negative	9%	6%	16%	12%	8%	7%	10%	10%	8%	6%	
Overall appearance/attractiveness of the City											
Positive	70%	68%	78%	78%	71%	63%	71%	73%	68%	69%	
Neutral	20%	23%	12%	15%	21%	24%	20%	19%	22%	21%	
Negative	11%	9%	10%	7%	8%	13%	9%	8%	10%	10%	
As a place to work											
Positive	46%	43%	54%	49%	48%	39%	50%	45%	48%	40%	
Neutral	38%	39%	35%	39%	38%	38%	36%	40%	37%	40%	
Negative	16%	18%	11%	12%	14%	23%	14%	15%	15%	20%	
Cost of water and sewer services											
Positive	40%	38%	49%	45%	36%	41%	47%	45%	32%	34%	
Neutral	25%	23%	29%	25%	28%	19%	27%	24%	25%	23%	
Negative	35%	39%	22%	30%	36%	40%	26%	31%	43%	43%	

	OVERALL	Gender		Education			Respondent Age (in years)				Child in Household	
		Male	Female	HS or Less	Some Collg	Collg Grad	18-34	35-44	45-64	65+	Yes	No
Rating City Characteristics												
Overall image or reputation of Republic												
Positive	77%	74%	79%	81%	79%	71%	78%	78%	73%	79%	79%	75%
Neutral	20%	22%	18%	18%	18%	24%	19%	18%	23%	20%	17%	23%
Negative	3%	4%	3%	1%	3%	5%	3%	4%	4%	1%	4%	2%
Availability of paths and walking trails												
Positive	71%	66%	76%	73%	75%	66%	73%	74%	65%	76%	72%	71%
Neutral	19%	22%	15%	20%	15%	21%	17%	15%	22%	19%	17%	20%
Negative	10%	12%	9%	7%	10%	13%	10%	11%	13%	5%	11%	9%
Overall quality of business and service establishments in Republic												
Positive	66%	63%	70%	69%	66%	64%	68%	66%	63%	68%	67%	65%
Neutral	29%	30%	27%	28%	29%	29%	25%	29%	31%	29%	27%	30%
Negative	5%	7%	3%	3%	5%	7%	7%	5%	6%	3%	6%	5%
Availability and diversity of places to eat out												
Positive	40%	38%	43%	43%	41%	39%	48%	38%	35%	45%	42%	40%
Neutral	33%	38%	28%	36%	33%	30%	26%	27%	34%	42%	27%	37%
Negative	27%	24%	29%	21%	26%	31%	26%	35%	31%	13%	31%	23%
Availability and diversity of places to shop												
Positive	35%	37%	33%	44%	33%	30%	33%	32%	34%	41%	33%	36%
Neutral	35%	36%	33%	36%	34%	35%	29%	30%	34%	44%	31%	38%
Negative	30%	27%	34%	20%	33%	35%	38%	38%	32%	15%	36%	26%
Recreational/entertainment opportunities												
Positive	29%	28%	29%	31%	29%	27%	26%	23%	26%	42%	27%	31%
Neutral	29%	32%	26%	35%	25%	29%	24%	20%	31%	39%	20%	26%
Negative	42%	40%	45%	34%	46%	44%	50%	57%	43%	19%	53%	33%
Desirability of Republic as a Place to Live Compared to Five Years Ago												
More desirable	61%	62%	61%	56%	63%	63%	73%	64%	54%	59%	66%	58%
About the same	33%	32%	33%	37%	32%	30%	24%	29%	38%	36%	28%	36%
Less desirable	6%	6%	6%	7%	5%	7%	3%	7%	8%	5%	6%	6%
Frequency of Travel to Springfield to Work, Shop, Eat Out, or for Recreation/Entertainment												
Daily	49%	50%	47%	36%	48%	59%	64%	62%	53%	17%	61%	39%
At least once a week	41%	43%	39%	45%	44%	35%	32%	31%	36%	65%	32%	48%
At least once a month	8%	6%	10%	14%	6%	6%	3%	5%	9%	14%	6%	10%
Rarely/Never	2%	1%	4%	5%	2%	0%	1%	2%	2%	4%	1%	3%

	OVERALL	Home		Household Income			Years of Residency			
		Own	Rent	< 40k	40k-80k	> 80k	< 5	5-10	11-20	> 20
Rating City Characteristics										
Overall image or reputation of Republic										
Positive	77%	75%	83%	79%	79%	72%	81%	78%	78%	69%
Neutral	20%	22%	14%	20%	18%	23%	17%	18%	18%	29%
Negative	3%	3%	3%	1%	3%	5%	2%	4%	4%	2%
Availability of paths and walking trails										
Positive	71%	71%	72%	75%	72%	67%	69%	73%	73%	71%
Neutral	19%	20%	14%	14%	19%	21%	16%	18%	18%	23%
Negative	10%	9%	14%	11%	9%	12%	15%	9%	9%	6%
Overall quality of business and service establishments in Republic										
Positive	66%	64%	72%	69%	68%	63%	69%	62%	67%	64%
Neutral	29%	31%	23%	27%	27%	30%	27%	32%	27%	30%
Negative	5%	5%	5%	4%	5%	7%	4%	6%	6%	6%
Availability and diversity of places to eat out										
Positive	40%	39%	46%	46%	44%	32%	44%	42%	41%	34%
Neutral	33%	33%	31%	27%	33%	35%	32%	26%	29%	44%
Negative	27%	28%	23%	27%	23%	33%	24%	32%	30%	22%
Availability and diversity of places to shop										
Positive	35%	34%	38%	43%	35%	27%	34%	36%	37%	31%
Neutral	35%	35%	33%	30%	37%	36%	39%	35%	28%	38%
Negative	30%	31%	29%	27%	28%	37%	27%	29%	35%	31%
Recreational/entertainment opportunities										
Positive	29%	28%	30%	32%	30%	27%	31%	33%	29%	21%
Neutral	29%	32%	21%	26%	29%	28%	32%	25%	28%	31%
Negative	42%	40%	49%	42%	41%	45%	37%	42%	43%	48%
Desirability of Republic as a Place to Live Compared to Five Years Ago										
More desirable	61%	60%	65%	58%	62%	64%	67%	61%	67%	48%
About the same	33%	33%	30%	32%	33%	30%	30%	32%	27%	42%
Less desirable	6%	7%	5%	10%	5%	6%	3%	7%	6%	10%
Frequency of Travel to Springfield to Work, Shop, Eat Out, or for Recreation/Entertainment										
Daily	49%	49%	50%	36%	53%	60%	52%	51%	47%	45%
At least once a week	41%	42%	38%	46%	40%	34%	41%	39%	44%	41%
At least once a month	8%	7%	9%	13%	6%	5%	6%	6%	7%	12%
Rarely/Never	2%	2%	3%	5%	1%	1%	1%	4%	2%	2%

	OVERALL	Gender		Education			Respondent Age (in years)				Child in Household	
		Male	Female	HS or Less	Some Collg	Collg Grad	18-34	35-44	45-64	65+	Yes	No
Neighborhood Problems												
Speeding												
Major problem	17%	17%	17%	22%	15%	15%	18%	16%	16%	17%	21%	14%
Minor problem	44%	44%	43%	43%	48%	40%	49%	44%	40%	44%	44%	43%
No problem	39%	39%	40%	35%	37%	45%	33%	40%	44%	39%	35%	43%
Unmowed, weedy lots, junky yards/porches												
Major problem	10%	8%	12%	14%	9%	9%	7%	8%	13%	11%	8%	12%
Minor problem	41%	46%	37%	41%	42%	40%	53%	43%	33%	41%	43%	40%
No problem	49%	46%	51%	45%	49%	51%	40%	49%	54%	48%	49%	48%
Noisy animals												
Major problem	8%	10%	6%	9%	6%	9%	3%	8%	9%	11%	6%	9%
Minor problem	34%	36%	32%	34%	34%	33%	39%	36%	29%	34%	34%	34%
No problem	58%	54%	62%	57%	60%	58%	58%	56%	62%	55%	60%	57%
Inadequate street lighting												
Major problem	8%	10%	5%	5%	8%	9%	9%	13%	4%	7%	9%	7%
Minor problem	25%	24%	27%	24%	28%	23%	29%	26%	25%	21%	26%	24%
No problem	67%	66%	68%	71%	64%	68%	62%	61%	71%	72%	65%	69%
Vehicles parked on lawns												
Major problem	8%	10%	7%	11%	7%	6%	9%	6%	9%	7%	6%	9%
Minor problem	23%	24%	22%	26%	21%	24%	24%	21%	20%	30%	21%	25%
No problem	69%	66%	71%	63%	72%	70%	67%	73%	71%	63%	73%	66%
Streets in disrepair												
Major problem	7%	10%	3%	10%	6%	6%	10%	6%	6%	7%	8%	6%
Minor problem	25%	29%	23%	27%	27%	22%	23%	27%	23%	29%	22%	28%
No problem	68%	61%	74%	63%	67%	72%	67%	67%	71%	64%	70%	66%
Drugs												
Major problem	6%	7%	4%	6%	8%	3%	9%	6%	2%	9%	6%	5%
Minor problem	23%	24%	22%	28%	20%	22%	22%	21%	23%	24%	21%	24%
No problem	71%	69%	74%	66%	72%	75%	69%	73%	75%	67%	73%	71%
Stray animals												
Major problem	4%	4%	4%	4%	3%	5%	6%	3%	5%	2%	5%	3%
Minor problem	33%	37%	30%	41%	29%	32%	33%	33%	30%	37%	34%	32%
No problem	63%	59%	66%	55%	68%	63%	61%	64%	65%	61%	61%	65%

	OVERALL	Home		Household Income			Years of Residency			
		Own	Rent	< 40k	40k-80k	> 80k	< 5	5-10	11-20	> 20
Neighborhood Problems										
Speeding										
Major problem	17%	15%	21%	23%	14%	16%	18%	14%	12%	23%
Minor problem	44%	45%	41%	43%	46%	43%	37%	48%	49%	42%
No problem	39%	40%	38%	34%	40%	41%	45%	38%	39%	35%
Unmowed, weedy lots, junky yards/porches										
Major problem	10%	10%	9%	11%	11%	6%	8%	8%	11%	13%
Minor problem	41%	39%	47%	42%	44%	39%	41%	48%	38%	37%
No problem	49%	51%	44%	47%	45%	55%	51%	44%	51%	50%
Noisy animals										
Major problem	8%	10%	2%	10%	8%	5%	5%	11%	10%	6%
Minor problem	34%	34%	32%	35%	35%	31%	31%	32%	36%	36%
No problem	58%	56%	66%	55%	57%	64%	64%	57%	54%	58%
Inadequate street lighting										
Major problem	8%	8%	8%	10%	7%	6%	7%	6%	7%	10%
Minor problem	25%	25%	26%	26%	27%	23%	24%	23%	30%	24%
No problem	67%	67%	66%	64%	66%	71%	69%	71%	63%	66%
Vehicles parked on lawns										
Major problem	8%	8%	7%	10%	8%	6%	8%	7%	8%	9%
Minor problem	23%	25%	19%	27%	23%	21%	21%	26%	25%	22%
No problem	69%	67%	74%	63%	69%	73%	71%	67%	67%	69%
Streets in disrepair										
Major problem	7%	7%	6%	8%	7%	5%	4%	6%	11%	7%
Minor problem	25%	26%	25%	33%	25%	21%	19%	27%	23%	35%
No problem	68%	67%	69%	59%	68%	74%	77%	67%	66%	58%
Drugs										
Major problem	6%	5%	7%	7%	5%	5%	1%	5%	10%	8%
Minor problem	23%	22%	26%	25%	23%	21%	21%	20%	25%	24%
No problem	71%	73%	67%	68%	72%	74%	78%	75%	65%	68%
Stray animals										
Major problem	4%	4%	4%	5%	3%	4%	3%	5%	4%	4%
Minor problem	33%	32%	36%	38%	34%	30%	28%	36%	37%	33%
No problem	63%	64%	60%	57%	63%	66%	69%	59%	59%	63%

	OVERALL	Gender		Education			Respondent Age (in years)				Child in Household	
		Male	Female	HS or Less	Some Collg	Collg Grad	18-34	35-44	45-64	65+	Yes	No
Neighborhood Problems, Cont'd												
Houses or buildings in disrepair												
Major problem	4%	2%	5%	3%	4%	3%	2%	4%	4%	3%	3%	4%
Minor problem	29%	32%	27%	31%	30%	28%	35%	31%	25%	31%	31%	28%
No problem	67%	66%	68%	66%	66%	69%	63%	65%	71%	66%	66%	68%
Parked semi-tractor rigs, boats, RVs												
Major problem	4%	3%	5%	3%	4%	6%	5%	5%	4%	3%	4%	4%
Minor problem	24%	27%	21%	28%	20%	25%	28%	25%	20%	24%	22%	25%
No problem	72%	70%	74%	69%	76%	69%	67%	70%	76%	73%	74%	71%
Sidewalks in disrepair												
Major problem	3%	5%	2%	2%	3%	5%	2%	4%	4%	5%	3%	4%
Minor problem	17%	16%	17%	17%	19%	14%	20%	14%	15%	18%	15%	18%
No problem	80%	79%	81%	81%	78%	81%	78%	82%	81%	77%	82%	78%
Rating How Safe You Feel in Your Neighborhood from:												
Violent crimes												
Positive	93%	91%	94%	88%	93%	96%	96%	97%	92%	87%	94%	92%
Neutral	6%	8%	5%	11%	7%	3%	3%	2%	7%	12%	5%	7%
Negative	1%	1%	1%	1%	< 1%	1%	1%	1%	1%	1%	1%	1%
Property crimes												
Positive	73%	72%	74%	71%	72%	75%	73%	73%	72%	74%	73%	73%
Neutral	19%	19%	18%	20%	19%	18%	15%	17%	20%	21%	16%	21%
Negative	8%	9%	8%	9%	9%	7%	12%	10%	8%	5%	11%	6%
Walking alone at night												
Positive	66%	77%	57%	64%	66%	69%	66%	68%	70%	62%	68%	66%
Neutral	24%	17%	30%	27%	24%	21%	25%	21%	24%	25%	24%	23%
Negative	10%	6%	13%	9%	10%	10%	9%	11%	6%	13%	8%	11%
Rating Republic City Government												
Providing services efficiently												
Positive	73%	69%	74%	70%	75%	69%	75%	73%	69%	73%	75%	69%
Neutral	23%	25%	23%	26%	22%	25%	21%	22%	24%	26%	19%	27%
Negative	4%	6%	3%	4%	3%	6%	4%	5%	7%	1%	6%	4%
Being responsive to citizens												
Positive	72%	72%	73%	67%	77%	72%	77%	77%	67%	75%	72%	73%
Neutral	24%	22%	24%	29%	19%	23%	21%	20%	27%	22%	23%	23%
Negative	4%	6%	3%	4%	4%	5%	2%	3%	6%	3%	5%	4%

	OVERALL	Home		Household Income			Years of Residency				
		Own	Rent	< 40k	40k-80k	> 80k	< 5	5-10	11-20	> 20	
Neighborhood Problems, Cont'd											
Houses or buildings in disrepair											
Major problem	4%	4%	3%	4%	5%	2%	2%	4%	3%	6%	
Minor problem	29%	29%	31%	30%	31%	26%	25%	32%	32%	30%	
No problem	67%	67%	66%	66%	64%	72%	73%	64%	65%	64%	
Parked semi-tractor rigs, boats, RVs											
Major problem	4%	5%	3%	5%	4%	4%	2%	4%	7%	2%	
Minor problem	24%	24%	23%	24%	25%	22%	22%	31%	22%	21%	
No problem	72%	71%	74%	71%	71%	74%	76%	65%	71%	77%	
Sidewalks in disrepair											
Major problem	3%	4%	2%	4%	4%	4%	2%	6%	5%	2%	
Minor problem	17%	16%	17%	21%	17%	12%	13%	18%	17%	18%	
No problem	80%	80%	81%	75%	79%	84%	85%	76%	78%	80%	
Rating How Safe You Feel in Your Neighborhood from:											
Violent crimes											
Positive	93%	91%	98%	90%	93%	95%	96%	94%	95%	86%	
Neutral	6%	8%	2%	9%	7%	4%	3%	6%	4%	14%	
Negative	1%	1%	0%	1%	< 1%	1%	1%	< 1%	1%	< 1%	
Property crimes											
Positive	73%	71%	79%	71%	73%	75%	82%	70%	70%	67%	
Neutral	19%	21%	12%	18%	19%	17%	11%	20%	20%	25%	
Negative	8%	8%	9%	11%	8%	8%	7%	10%	10%	8%	
Walking alone at night											
Positive	66%	65%	70%	62%	64%	76%	69%	65%	69%	63%	
Neutral	24%	26%	20%	22%	29%	18%	23%	26%	24%	23%	
Negative	10%	9%	10%	16%	7%	6%	8%	9%	7%	14%	
Rating Republic City Government											
Providing services efficiently											
Positive	73%	70%	79%	72%	75%	68%	78%	72%	70%	65%	
Neutral	23%	25%	19%	23%	21%	26%	20%	23%	25%	29%	
Negative	4%	5%	2%	5%	4%	6%	2%	5%	5%	6%	
Being responsive to citizens											
Positive	72%	69%	82%	77%	73%	70%	82%	74%	67%	66%	
Neutral	24%	26%	16%	21%	23%	25%	16%	23%	29%	25%	
Negative	4%	5%	2%	2%	4%	5%	2%	3%	4%	9%	

	OVERALL	Gender		Education			Respondent Age (in years)				Child in Household	
		Male	Female	HS or Less	Some Collg	Collg Grad	18-34	35-44	45-64	65+	Yes	No
Rating Republic City Government, Cont'd												
Managing growth/development												
Positive	65%	63%	67%	72%	62%	64%	72%	67%	60%	66%	68%	63%
Neutral	24%	25%	23%	21%	27%	22%	20%	19%	25%	29%	19%	28%
Negative	11%	12%	10%	7%	11%	14%	8%	14%	15%	5%	13%	9%
Working through critical issues facing the city												
Positive	63%	62%	64%	64%	62%	63%	68%	68%	60%	60%	68%	60%
Neutral	32%	32%	31%	33%	33%	29%	30%	26%	31%	37%	27%	35%
Negative	5%	6%	5%	3%	5%	8%	2%	6%	9%	3%	5%	5%
Sources Used to Get Information About Republic City Government (% Yes)												
Utility bill inserts	76%	75%	78%	73%	77%	79%	66%	76%	77%	84%	72%	80%
Social media	62%	55%	68%	56%	65%	63%	87%	81%	59%	26%	82%	47%
City website	44%	42%	46%	40%	45%	46%	53%	58%	42%	26%	54%	37%
Local TV newscasts/radio	43%	43%	43%	47%	43%	42%	31%	34%	48%	55%	36%	49%
Public signs	38%	36%	40%	36%	37%	40%	40%	43%	39%	28%	44%	33%
Community events	35%	31%	38%	33%	33%	38%	39%	38%	32%	33%	41%	31%
Springfield News-Leader	15%	16%	15%	17%	14%	15%	10%	12%	12%	28%	10%	20%
Contact with city staff	14%	20%	8%	13%	13%	15%	10%	12%	17%	15%	13%	14%
Greene Co. Commonwealth	11%	13%	9%	15%	8%	11%	10%	10%	7%	17%	9%	12%
Public meetings	7%	10%	4%	9%	5%	8%	5%	6%	9%	6%	6%	8%
Satisfaction with Republic City Services												
Fire Department services												
Positive	90%	87%	93%	91%	89%	90%	89%	89%	87%	97%	88%	91%
Neutral	9%	12%	6%	8%	10%	9%	10%	8%	13%	3%	10%	9%
Negative	1%	1%	1%	1%	1%	1%	1%	3%	< 1%	0%	2%	< 1%
City parks												
Positive	90%	89%	91%	93%	92%	86%	89%	92%	87%	94%	92%	89%
Neutral	8%	8%	8%	7%	6%	11%	9%	6%	11%	5%	7%	9%
Negative	2%	3%	1%	0%	2%	3%	2%	2%	2%	1%	1%	2%
Police services												
Positive	83%	82%	83%	84%	82%	83%	80%	85%	78%	91%	82%	83%
Neutral	12%	13%	13%	13%	13%	12%	14%	10%	16%	8%	11%	14%
Negative	5%	5%	4%	3%	5%	5%	6%	5%	6%	1%	7%	3%
OVERALL SATISFACTION												
Positive	76%	77%	75%	73%	80%	74%	82%	77%	70%	81%	77%	76%
Neutral	21%	19%	22%	25%	17%	21%	13%	20%	26%	18%	18%	22%
Negative	3%	4%	3%	2%	3%	5%	5%	3%	4%	1%	5%	2%

	OVERALL	Home		Household Income			Years of Residency				
		Own	Rent	< 40k	40k-80k	> 80k	< 5	5-10	11-20	> 20	
Rating Republic City Government, Cont'd											
Managing growth/development											
Positive	65%	63%	73%	69%	67%	59%	73%	66%	64%	57%	
Neutral	24%	25%	19%	24%	22%	25%	21%	20%	24%	29%	
Negative	11%	12%	8%	7%	11%	16%	6%	14%	12%	14%	
Working through critical issues facing the city											
Positive	63%	62%	66%	60%	67%	61%	69%	63%	63%	57%	
Neutral	32%	32%	30%	36%	27%	32%	28%	30%	31%	37%	
Negative	5%	6%	4%	4%	6%	7%	3%	7%	6%	6%	
Sources Used to Get Information About Republic City Government (% Yes)											
Utility bill inserts	76%	80%	63%	68%	79%	78%	75%	73%	82%	76%	
Social media	62%	58%	74%	61%	62%	69%	62%	70%	61%	56%	
City website	44%	43%	49%	38%	46%	52%	47%	50%	38%	40%	
Local TV newscasts/radio	43%	45%	38%	42%	46%	40%	38%	44%	44%	48%	
Public signs	38%	38%	37%	35%	37%	42%	38%	42%	37%	34%	
Community events	35%	35%	36%	33%	36%	39%	27%	39%	35%	41%	
Springfield News-Leader	15%	17%	11%	15%	16%	15%	11%	14%	15%	23%	
Contact with city staff	14%	13%	14%	11%	16%	13%	12%	11%	14%	18%	
Greene Co. Commonwealth	11%	11%	8%	10%	12%	10%	5%	11%	12%	15%	
Public meetings	7%	7%	6%	7%	7%	8%	6%	7%	6%	9%	
Satisfaction with Republic City Services											
Fire Department services											
Positive	90%	87%	94%	93%	90%	88%	85%	95%	89%	92%	
Neutral	9%	10%	6%	7%	9%	11%	15%	5%	8%	8%	
Negative	1%	1%	0%	0%	1%	1%	< 1%	0%	3%	< 1%	
City parks											
Positive	90%	89%	93%	91%	91%	89%	92%	87%	90%	91%	
Neutral	8%	9%	5%	8%	8%	8%	7%	9%	8%	8%	
Negative	2%	2%	2%	1%	1%	3%	1%	4%	2%	1%	
Police services											
Positive	83%	82%	85%	81%	85%	82%	84%	87%	81%	80%	
Neutral	12%	13%	12%	13%	12%	12%	13%	9%	13%	14%	
Negative	5%	5%	3%	6%	3%	6%	3%	4%	6%	6%	
OVERALL SATISFACTION											
Positive	76%	75%	81%	76%	79%	74%	80%	78%	79%	67%	
Neutral	21%	22%	14%	20%	18%	22%	18%	19%	17%	29%	
Negative	3%	3%	5%	4%	3%	4%	2%	3%	4%	4%	

	OVERALL	Gender		Education			Respondent Age (in years)				Child in Household	
		Male	Female	HS or Less	Some Collg	Collg Grad	18-34	35-44	45-64	65+	Yes	No
Satisfaction with Republic City Services, Cont'd												
Traffic enforcement												
Positive	72%	69%	75%	69%	71%	75%	70%	74%	68%	79%	71%	73%
Neutral	20%	20%	20%	25%	19%	17%	22%	18%	21%	16%	20%	19%
Negative	8%	11%	5%	6%	10%	8%	8%	8%	11%	5%	9%	8%
Utility billing customer service												
Positive	66%	67%	66%	63%	70%	64%	57%	67%	65%	76%	60%	71%
Neutral	26%	26%	26%	29%	23%	26%	33%	24%	26%	19%	28%	24%
Negative	8%	7%	8%	8%	7%	10%	10%	9%	9%	5%	12%	5%
Street repair and maintenance												
Positive	60%	58%	62%	55%	61%	62%	60%	62%	59%	61%	63%	58%
Neutral	24%	22%	26%	26%	21%	26%	20%	26%	24%	24%	21%	26%
Negative	16%	10%	12%	19%	18%	12%	20%	12%	17%	15%	16%	16%
Planning and zoning												
Positive	58%	57%	59%	62%	59%	54%	60%	59%	53%	63%	61%	55%
Neutral	34%	34%	34%	32%	33%	35%	35%	30%	36%	32%	29%	37%
Negative	8%	9%	7%	6%	8%	11%	5%	11%	11%	5%	10%	8%
Nuisance compliance												
Positive	58%	56%	60%	54%	62%	57%	58%	59%	57%	61%	58%	59%
Neutral	27%	28%	26%	28%	26%	26%	31%	28%	24%	24%	29%	25%
Negative	15%	16%	14%	18%	12%	17%	11%	13%	19%	15%	13%	16%
Snow removal												
Positive	48%	49%	47%	47%	49%	49%	44%	45%	51%	53%	47%	50%
Neutral	27%	28%	26%	25%	28%	28%	33%	25%	25%	24%	27%	27%
Negative	25%	23%	27%	28%	23%	23%	23%	30%	24%	23%	26%	23%
Level of Interest in New Projects by Parks & Recreation Department												
New recreational trails												
Very interested	58%	54%	62%	54%	55%	64%	72%	66%	58%	37%	65%	53%
Somewhat interested	28%	30%	26%	31%	29%	25%	15%	27%	29%	38%	23%	32%
Not interested	14%	16%	12%	15%	16%	11%	13%	7%	13%	25%	12%	15%
Republic Community Center expansion												
Very interested	46%	43%	49%	40%	45%	50%	57%	46%	45%	38%	53%	40%
Somewhat interested	36%	37%	35%	43%	34%	37%	25%	37%	36%	43%	28%	42%
Not interested	18%	20%	16%	17%	21%	16%	18%	17%	19%	19%	19%	18%

	OVERALL	Home		Household Income			Years of Residency				
		Own	Rent	< 40k	40k-80k	> 80k	< 5	5-10	11-20	> 20	
Satisfaction with Republic City Services, Cont'd											
Traffic enforcement											
Positive	72%	71%	75%	67%	75%	73%	73%	71%	74%	69%	
Neutral	20%	20%	19%	23%	18%	17%	18%	20%	20%	21%	
Negative	8%	9%	6%	10%	7%	10%	9%	9%	6%	10%	
Utility billing customer service											
Positive	66%	67%	63%	64%	69%	63%	73%	61%	67%	62%	
Neutral	26%	25%	28%	29%	23%	28%	20%	30%	27%	29%	
Negative	8%	8%	9%	7%	8%	9%	7%	9%	6%	9%	
Street repair and maintenance											
Positive	60%	59%	63%	57%	58%	66%	68%	58%	60%	54%	
Neutral	24%	25%	21%	25%	25%	21%	20%	25%	24%	27%	
Negative	16%	16%	16%	18%	17%	13%	12%	17%	16%	19%	
Planning and zoning											
Positive	58%	54%	70%	58%	61%	55%	68%	58%	57%	48%	
Neutral	34%	36%	26%	37%	31%	33%	28%	33%	33%	42%	
Negative	8%	10%	4%	5%	8%	12%	4%	9%	10%	10%	
Nuisance compliance											
Positive	58%	55%	66%	55%	61%	57%	68%	60%	56%	48%	
Neutral	27%	28%	24%	30%	24%	30%	22%	28%	27%	31%	
Negative	15%	17%	10%	15%	15%	13%	10%	12%	17%	21%	
Snow removal											
Positive	48%	48%	50%	44%	52%	48%	53%	43%	50%	47%	
Neutral	27%	26%	59%	28%	25%	27%	26%	29%	25%	29%	
Negative	25%	26%	21%	28%	23%	25%	21%	28%	25%	24%	
Level of Interest in New Projects by Parks & Recreation Department											
New recreational trails											
Very interested	58%	56%	66%	54%	57%	63%	66%	60%	58%	47%	
Somewhat interested	28%	29%	24%	28%	29%	26%	22%	25%	31%	36%	
Not interested	14%	15%	10%	18%	14%	11%	12%	15%	11%	17%	
Republic Community Center expansion											
Very interested	46%	46%	47%	44%	46%	49%	46%	47%	47%	44%	
Somewhat interested	36%	36%	34%	38%	35%	33%	32%	34%	38%	40%	
Not interested	18%	18%	19%	18%	19%	18%	22%	19%	15%	16%	

	OVERALL	Gender		Education			Respondent Age (in years)				Child in Household	
		Male	Female	HS or Less	Some Collg	Collg Grad	18-34	35-44	45-64	65+	Yes	No
Level of Interest in New Projects by Parks & Recreation Department, Cont'd												
Republic Aquatic Center Expansion												
Very interested	46%	41%	52%	43%	48%	47%	65%	60%	39%	26%	65%	31%
Somewhat interested	29%	33%	25%	32%	25%	30%	21%	23%	32%	35%	24%	33%
Not interested	25%	26%	23%	25%	27%	23%	14%	17%	29%	39%	11%	36%
New athletic complexes												
Very interested	33%	34%	33%	35%	31%	34%	47%	40%	26%	25%	46%	23%
Somewhat interested	34%	34%	34%	34%	34%	35%	32%	30%	37%	36%	26%	41%
Not interested	33%	32%	33%	31%	35%	31%	21%	30%	37%	39%	28%	36%
Had Phone or In-Person Contact with a Republic City Employee within the Last 12 Months												
Yes	67%	68%	65%	62%	67%	69%	67%	72%	70%	57%	75%	60%
Rating Impressions of Republic City Employees (% "Yes" only)												
Courteous/Friendly												
Positive	88%	88%	89%	95%	88%	85%	88%	87%	87%	93%	86%	91%
Neutral	7%	7%	8%	3%	6%	10%	8%	8%	7%	5%	9%	6%
Negative	5%	5%	3%	2%	6%	5%	4%	5%	6%	2%	5%	3%
Knowledgeable												
Positive	85%	84%	87%	91%	86%	81%	82%	85%	86%	89%	84%	86%
Neutral	10%	9%	10%	6%	9%	12%	11%	11%	8%	9%	10%	10%
Negative	5%	7%	3%	3%	5%	7%	7%	4%	6%	2%	6%	4%
Willingness to help												
Positive	85%	83%	87%	93%	85%	81%	84%	84%	84%	89%	84%	87%
Neutral	8%	9%	7%	4%	8%	10%	6%	8%	8%	8%	7%	8%
Negative	7%	8%	6%	3%	7%	9%	10%	8%	8%	3%	9%	5%
Overall impression												
Positive	86%	85%	88%	91%	87%	83%	83%	87%	85%	91%	85%	88%
Neutral	8%	9%	7%	6%	7%	11%	9%	7%	8%	8%	8%	8%
Negative	6%	6%	5%	3%	6%	6%	8%	6%	7%	1%	7%	4%

	OVERALL	Home		Household Income			Years of Residency				
		Own	Rent	< 40k	40k-80k	> 80k	< 5	5-10	11-20	> 20	
Level of Interest in New Projects by Parks & Recreation Department, Cont'd											
Republic Aquatic Center expansion											
Very interested	46%	42%	60%	47%	46%	49%	50%	49%	46%	40%	
Somewhat interested	29%	31%	21%	23%	32%	28%	27%	25%	33%	31%	
Not interested	25%	27%	19%	30%	22%	23%	23%	26%	21%	29%	
New athletic complexes											
Very interested	33%	31%	40%	25%	34%	40%	35%	31%	33%	34%	
Somewhat interested	34%	35%	32%	37%	36%	31%	32%	38%	34%	33%	
Not interested	33%	34%	28%	38%	30%	29%	33%	31%	33%	33%	
Had Phone or In-Person Contact with a Republic City Employee within the Last 12 Months											
Yes	67%	68%	63%	60%	71%	70%	66%	67%	64%	69%	
Rating Impressions of Republic City Employees (% "Yes" only)											
Courteous/Friendly											
Positive	88%	89%	88%	89%	91%	83%	93%	86%	85%	88%	
Neutral	7%	7%	7%	5%	6%	10%	5%	9%	10%	6%	
Negative	5%	4%	6%	6%	3%	7%	2%	5%	5%	6%	
Knowledgeable											
Positive	85%	85%	87%	87%	90%	80%	89%	85%	82%	83%	
Neutral	10%	11%	7%	8%	6%	14%	9%	9%	9%	13%	
Negative	5%	4%	6%	5%	4%	6%	2%	6%	9%	4%	
Willingness to help											
Positive	85%	85%	87%	87%	89%	81%	91%	84%	77%	87%	
Neutral	8%	9%	4%	4%	6%	10%	6%	7%	15%	5%	
Negative	7%	6%	9%	9%	5%	9%	3%	9%	8%	8%	
Overall impression											
Positive	86%	86%	87%	89%	89%	82%	92%	85%	81%	88%	
Neutral	8%	9%	5%	4%	7%	11%	6%	8%	14%	5%	
Negative	6%	5%	8%	7%	4%	7%	2%	7%	5%	7%	

Questionnaire



April 25, 2018

Dear Republic Resident:

The City of Republic is interested in YOUR opinions on Republic's quality of life, city government, and services. The information provided will help us with our long-range planning and help us better serve you, the taxpayer.

Your household has been randomly selected to participate in the 2018 City of Republic Citizen Survey. Please have an **adult** in the household (age 18 or older) take a few minutes to complete this survey. The information you provide is strictly confidential and will not reveal your identity or household.

Please mail your completed questionnaire in the enclosed postage-paid, self-addressed envelope by **Saturday, May 12, 2018**. Your completed questionnaire will go directly to Opinion Research Specialists, LLC, a local independent research company, who will collect and analyze the results.

For your convenience, you also have the option of completing the survey online rather than by mail. To access the online survey, go to www.RepublicCitizenSurvey2018.com.

If you have any questions, please call (417) 732-3150. Thank you for your participation.

Sincerely yours,

David Cameron
City Administrator

CITY OF REPUBLIC

2018 CITIZEN SURVEY

Please have an adult in the household (age 18 or older) take a few minutes to complete this survey. For each question below, circle the number which most closely matches your opinion. Thank You!

	Very Good	Good	Neither Good Nor Bad	Bad	Very Bad	Don't Know
1. Please rate Republic as a community on each of the items listed below.						
a. Availability of affordable housing	1	2	3	4	5	9
b. As a place to raise children	1	2	3	4	5	9
c. As a place to work	1	2	3	4	5	9
d. As a place to retire	1	2	3	4	5	9
e. Overall appearance/attractiveness of the City	1	2	3	4	5	9
f. Quality of the public schools	1	2	3	4	5	9
g. Cost of water and sewer services	1	2	3	4	5	9
h. Your neighborhood as a place to live	1	2	3	4	5	9
i. Overall quality of life in Republic	1	2	3	4	5	9

2. Please rate each of the following characteristics as they relate to the City of Republic as a whole.

	Very Good	Good	Neither Good Nor Bad	Bad	Very Bad	Don't Know
a. Availability and diversity of places to shop	1	2	3	4	5	9
b. Availability and diversity of places to eat out	1	2	3	4	5	9
c. Recreational/entertainment opportunities	1	2	3	4	5	9
d. Availability of paths and walking trails	1	2	3	4	5	9
e. Overall quality of business and service establishments in Republic	1	2	3	4	5	9
f. Overall image or reputation of Republic	1	2	3	4	5	9

3. Over the past five years, would you say that Republic as a place to live has become more desirable, less desirable, or stayed about the same?

More Desirable Less Desirable About the Same

4. How often do you travel to Springfield to work, shop, eat out, or for recreation/entertainment?

Daily At least once a week At least once a month Rarely/Never

5. To what extent, if at all, is each of the following a problem in your neighborhood?

	No Problem	Minor Problem	Major Problem
a. Houses or buildings in disrepair	1	2	3
b. Unmowed, weedy lots, junky yards/porches	1	2	3
c. Drugs	1	2	3
d. Speeding	1	2	3
e. Stray animals	1	2	3
f. Vehicles parked on lawns	1	2	3
g. Parked semi-tractor rigs, boats, RVs	1	2	3
h. Inadequate street lighting	1	2	3
i. Noisy animals	1	2	3
j. Streets in disrepair	1	2	3
k. Sidewalks in disrepair	1	2	3

Check (✓) this box if you don't have sidewalks in your neighborhood.

6. Please rate how safe you feel in your neighborhood from the following:	Very Safe	Safe	Neither Safe Nor Unsafe	Unsafe	Very Unsafe
a. Violent crimes (e.g., assault, rape).	1	2	3	4	5
b. Property crimes (e.g., burglary, vandalism).	1	2	3	4	5
c. When walking alone at night.	1	2	3	4	5

7. Please rate the following aspects of Republic city government:

	Very Good	Good	Neither Good Nor Bad	Bad	Very Bad	Don't Know
a. Being responsive to citizens.	1	2	3	4	5	9
b. Providing services efficiently.	1	2	3	4	5	9
c. Managing city growth/development	1	2	3	4	5	9
d. Working through critical issues facing the city.	1	2	3	4	5	9

8. Which of the following sources do you use to get information about Republic city government? Please check (✓) all that apply.

- | | |
|--|--|
| <input type="checkbox"/> a. www.republicmo.com | <input type="checkbox"/> f. Newspaper— <i>The Greene County Commonwealth</i> |
| <input type="checkbox"/> b. Public signs | <input type="checkbox"/> g. Newspaper— <i>The Springfield News-Leader</i> |
| <input type="checkbox"/> c. Public meetings | <input type="checkbox"/> h. Social media (Facebook, Twitter, YouTube) |
| <input type="checkbox"/> d. Contact with city staff | <input type="checkbox"/> i. Local TV newscasts/radio |
| <input type="checkbox"/> e. Utility bill inserts/announcements | <input type="checkbox"/> j. Community events (Fall Festival, Expo, Have a Blast) |

9. Please rate your level of satisfaction with each of the Republic city services listed below.

	Very Satisfied	Satisfied	Neutral	Dissatisfied	Very Dissatisfied	Don't Know
a. Police services	1	2	3	4	5	9
b. Fire department services	1	2	3	4	5	9
c. Traffic enforcement	1	2	3	4	5	9
d. Street repair and maintenance	1	2	3	4	5	9
e. Utility billing customer service	1	2	3	4	5	9
f. Snow removal	1	2	3	4	5	9
g. City parks	1	2	3	4	5	9
h. Nuisance compliance (trash/junk, weeds/tall grass, noise, etc.)	1	2	3	4	5	9
i. Planning and zoning	1	2	3	4	5	9
j. Overall satisfaction with city services	1	2	3	4	5	9

10. To help us better serve the citizens of Republic, the Parks & Recreation Department is considering several new projects and would like your input. Please rate your level of interest in each of the projects listed below.

	<u>Very Interested</u>	<u>Somewhat Interested</u>	<u>Not Interested</u>	<u>Don't Know</u>
a. Republic Aquatic Center Expansion (Lazy River, Splash/Spray Grounds, Expanded Party Zone, etc.)	1	2	3	9
b. Republic Community Center Expansion (Additional Gymnasiums, Additional Community Rooms, Multi-Sport Area, Expanded Indoor Walking Track, etc.)	1	2	3	9
c. New Athletic Complexes (New Baseball/Softball Field Complex, New Multi-Sport Field Complex for Soccer, Football, Lacrosse, etc.)	1	2	3	9
d. New Recreational Trails (Multi-Use Trails, Nature Trails, Trail System Connectivity, etc.)	1	2	3	9
e. Other, please specify any other new projects or expansion opportunities you think the Republic Parks & Recreation Department should consider.				

11. What ONE thing do you like most about living in Republic?

12. What ONE aspect of Republic would you most like to see changed or improved?



REPUBLIC
MISSOURI
GROWING TOGETHER